HGTC GRAND STRAND B200 RENOVATION

743 HEMLOCK AVENUE, MYRTLE BEACH, SC

PROJECT SCOPE

THIS PROJECT IS COSTMETIC INTERIORS RENOVATION OF EXISITNG SPACES, THE ONLY BUILDING CONSTRUCTION IS BEYOND MILLWORK IS ENLARGING TWO DOOR OPENING, FURRING OUT WALLS AND ADD DECORATIVE CEILING FEATURE. ALL NEW MATERIAL SHALL COMPLY WITH EXISTING BUILDING CODE. NO STRUCTRAL ELEMENTS HAVE BEEN MODIFIED. EGRESS HAS NOT CHANGED.

THERE ARE 3 BUILDINGS;

BUILDING A - IN THE LOBBY THE EXISTING FLOOR TO BE REMOVED, NEW PORCELAIN TILE AND GROUT TO BE INSTALLED. NEW WALLCOVERING IN LOBBY ONLY. RECEPTION TO RECEIVE NEW DESK. NEW CEILING TILE IN EXISTING GRID FOR LOBBY, RECEPTION AND ACCOUNTS PAYABLE, CORRIDOR TO BE PAINTED, FURRED OUT WALL FEATURE AND DECORATIVE CEILING FEATURE BELOW EXISTING CEILING TILE AND GRID. TWO ENTRANCES INTO RECEPTION SHALL BE ENLARGED. ONE IS OPENING EXISTING WINDOW AND OTHER IS ENLARGING EXISTING OPENING FROM 3'-0" TO 6'-0".
BUILDING B. - CORRIDOR TO BE PAINTED, FURRED OUT WALL FEATURE AND DECORATIVE CEILING CLOUD BELOW EXISTING CEILING TILE AND GRID, NEW WALL AND SOFFIT OVER EXISTING VENDING MACHINE AND MILLWORK COUNTER WITH POWER.
BUILDING D. CORRIDOR TO BE PAINTED AND NEW CEILING CLOUD TO BE INSTALLED BELOW EXISTING GRID AND TILE.

SHEET INDEX

SHEET NUMBER	SHEET NAME
08 - INTERIORS	
G-001	COVER SHEET
I-002	ROOM FINISH SCHEDULE & GENERAL NOTES
I-100	OVERALL BUILDING PLAN
I-101	BUILDING A - RENOVATION PLAN
I-102	BUILDING A - LOBBY ENLARGED PLANS
I-103	BUILDING B - RENOVATION PLAN
I-104	BUILDING D - RENOVATION PLAN
I-131	BUILDING A - REFLECTED CEILING PLAN
I-132	BUILDING A - REFLECTED CEILING PLAN ENLARGED VIEWS
I-133	BUILDING B - REFLECTED CEILING PLAN
I-134	BUILDING D - REFLECTED CEILING PLAN
I-451	INTERIOR ELEVATIONS
I-452	INTERIOR ELEVATIONS
I-453	INTERIOR ELEVATIONS
I-454	INTERIOR ELEVATIONS
I-455	INTERIOR ELEVATIONS & CEILING DETAILS
I-456	INTERIOR SECTIONS & DETAILS
I-457	INTERIOR SECTIONS & DETAILS
I-458	INTERIOR SECTIONS & DETAILS
IF-101	BUILDING A - FURNITURE PLAN
IF-102	BUILDING B - FURNITURE PLAN
IF-103	BUILDING D - FURNITURE PLAN

PROJECT TEAM

OWNER:
HORRY GEORGETOWN TECHNICAL COLLEGE
2050 HWY 501 E
CONWAY, SC
843-349-5207
DIANNA.CECALA@HGTC.EDU

INTERIOR DESIGNER:
POND
1301 GERVAIS STREET,
SUITE 1300
COLUMBIA, SC 29201
HART OWEN OR
ANNA DIS SVEINBJORNSDOTTIR
803-799-6502
OWENH@PONDCO.COM
ANNADIS@PONDCO.COM

VICINITY MAP

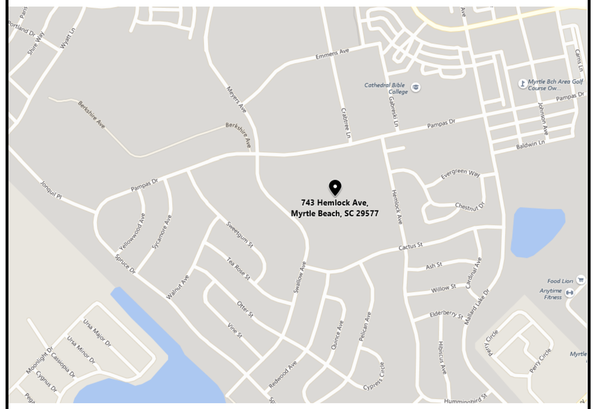

BID DOCUMENTS

08/09/2018

POND
3500 Parkway Lane, Suite 600
Norcross, GA 30092
Phone (678) 336-7740
Fax (678) 336-7744

POND & COMPANY COLUMBIA, S.C. B-98101 STATE OF SOUTH CAROLINA REGISTERED ARCHITECT

MIKE EMERSON STATE OF SOUTH CAROLINA Columbia, SC No. 7791 REGISTERED ARCHITECT

HORRY GEORGETOWN TECHNICAL COLLEGE

MARK	DESCRIPTION	DATE

DESIGNED BY: ADS & HMO
DRAWN BY: HMO
CHECKED BY: ADS
SUBMITTED BY:
SIZE: ANSI D
FILE NAME:
ISSUE DATE: 08/09/2018
SOLICITATION NO.:
CONTRACT NO.:
FILE NUMBER:

HORRY GEORGETOWN TECHNICAL COLLEGE
2050 HIGHWAY 501 EAST, CONWAY, SC 29526

POND
3500 Parkway Lane, Suite 600
Norcross, GA 30092
Phone (678) 336-7744
Fax (678) 336-7750
POND Project No. 178962

HGTC GRAND STRAND B200
RENOVATION
743 HEMLOCK AVENUE, MYRTLE BEACH, SC

COVER SHEET

SC STATE PROJECT # H59-D715-CA IDC GC Services/H59-N655-CA

SHEET ID
G-001

SHEET OF
BID DOCUMENTS

Copyright © 2016 by Pond & Company. All rights reserved. No copying or duplication of these documents is allowed without the express written agreement of Pond & Company.

8/9/2018 2:52:34 PM C:\Revit Local\R2017\HGTC Conway Renovation_CENTRAL_R17_owenh\S54X2.rvt

GENERAL NOTES

1. CONTRACTOR SHALL READ ALL NOTES BEFORE BEGINNING WORK.
2. FURNISH AND INSTALL MATERIALS IN COMPLIANCE WITH MANUFACTURER'S PRINTED SPECIFICATIONS AND INSTALLATION INSTRUCTIONS.
3. ANY DISCONTINUED ITEMS SHALL BE BROUGHT TO THE ATTENTION OF THE INTERIOR DESIGNER IMMEDIATELY. CONTRACTOR TO NOTIFY INTERIOR DESIGNER OF ANY ITEMS REQUIRING FURTHER CLARIFICATION OF FINISH SELECTION.
4. CONTRACTOR SHALL FIELD VERIFY ALL DIMENSIONS PRIOR TO ORDERING OF MATERIALS. DO NOT SCALE ARCHITECTURAL DRAWINGS. REFER TO DIMENSIONED PLANS
5. CONTRACTOR SHALL PROVIDE TO OWNER ALL MANUFACTURER'S RECOMMENDED MAINTENANCE INSTRUCTIONS ON ALL FINISH MATERIALS. CONTRACTOR TO PROVIDE DESIGNER WITH SHOP DRAWINGS FOR APPROVAL FOR ALL NEW MATERIALS INSTALLED
6. INTERIOR CONSTRUCTION REQUIRING FINISH / COLOR SELECTION NOT NOTED WITHIN THE SCHEDULE SHALL BE SUBMITTED TO THE GOVERNMENT IN WRITING, WITH SAMPLES OR FINISH / COLORS AVAILABLE, CLEARLY IDENTIFYING ANY THAT MIGHT BE AT A PREMIUM ABOVE THE PRODUCT BID.
7. ALL PRODUCT SPECIFICATIONS ARE GIVEN TO DEFINE DESIGN, COLOR AND QUALITY. SUBSTITUTIONS REQUIRE THE PRIOR APPROVAL OF THE INTERIOR DESIGNER. PROPOSED SUBSTITUTIONS SHALL ADHERE TO THE INTENT OF THE QUALITY, DESIGN, COLOR AND PATTERN.
8. ALL FIRE HOSE CABINETS, FIRE EXTINGUISHER CABINETS AND ELECTRICAL PANELS SHALL NOT BE PAINTED AS THEY ARE PRE-FINISHED.
9. ALL WORK SHALL ADHERE TO REQUIREMENTS OF ALL GOVERNING CODES, RULES, REGUALTIONS AND LAWS HAVING JURISDICTIONS.
10. DURING AND AT THE COMPLETION OF THE CONTRACTORS DAILY WORK, CONTRACTORS ARE RESPONSIBLE FOR THE CLEANING UP AND REMOVING OF ALL THE DEBRIS BEFORE LEAVING PROJECT JOB SITE. THE FOLLOWING ARE STRICTLY PROHIBITED WORK AND PRACTICES
    A. IMPOSING ANY STRUCTURAL LOAD, TEMPORARY OR PERMANENT, OR ANY PART OF BUILDING STRUCTURE WITHOUT PRIOR APPROVAL.
    B. CUTTING ANY HOLES IN FLOOR SLABS, WALLS OR ROOF WITHOUT PRIOR APPROVAL.
    C. ANY HAZARDOUS MATERIALS FOR NEW CONSTRUCTION.
11. G.C. TO PROVIDE ALL INSURANCE, LICENSES, BONDING AND RELEASE OF LIENS REQUIRED BY OWNER. PROVIDE COPIES OF DOCUMENTATION UPON REQUEST.
12. AFTER CONSTRUCTION ALL DEBRIS SHALL BE REMOVED AND ALL FINISHES SHALL BE CLEANED THOROUGHLY. EMPLOY EXPERIENCED WORKERS OR PROFESSIONAL CLEANERS FOR FINAL CLEANING. CLEAN EACH SURFACE OR UNIT OF WORK TO THE CONDITION FROM A NORMAL COMMERCIAL BUILDING CLEANING AND MAINTENANCE PROGRAM.
    PROVIDE THREE SETS OF OWNERS MANUALS PROVIDING CLEANING AND CARE OF ALL FINISH PRODUCTS AND MATERIALS.
13. PATCH ALL FLOOR SLAB WHERE FINISHES OR WALLS ARE REMOVED WITH EPOXY FILLS OR LEVELING COMPOUND.
14. THE CONSTRUCTION SHALL BE PHASED SO THAT OTHER SPACES OF THE FLOOR SHALL BE OCCUPIED DURING CONSTRUCTION. WORK SHALL BE ACCOMPLISHED TO ENSURE ENTRY AND EXITS ARE OPEN FOR PUBLIC USE AT CORRIDORS. CONTRACTOR SHALL PROVIDE DUST BARRIERS AND SEAL MECHANICAL RETURNS AND REDUCE CONSTRUCTION DUST.
15. ALL EXISTING STRUCTURAL COLUMNS TO REMAIN.
16. WHERE WALL OR WALL SURFACES HAVE BEEN DAMAGED DURING THE DEMOLITIONS PROCESS, THE GENERAL CONTRACTOR SHALL PATCH, CLEAN AND PREPARE SURFACES TO RECEIVE NEW FINISHES OR TO MATCH EXISTING FINISHES, REFER TO THE FINISH SCHEDULE.
17. ALL EXISTING RECEPTACLES, LIGHTS AND OTHER ELECTRICAL DEVICES INCLUDING WIRING AND CONDUIT NOT BEING REUSED SHALL BE REMOVED. EXISTING CONDUIT RUN CONCEALED IN EXISTING WALLS TO REMAIN MAY BE ABANDONED. ALL DEMOLITION WORK MUST BE COORDINATED WITH THE OWNER AND WITH ALL OTHER TRADES TO AVOID CONFLICTS.

CEILING NOTES

1. INSTALL ALL NEW CEILINGS TO COMPLY WITH CURRENT CHAPTER 16 OF THE INTERNATIONAL BUILDING CODE, NEW CEILING INSTALL SHALL MEET LOCAL SEISMIC REGULATIONS.
2. NO NEW CEILING GRID TO BE INSTALLED. SEE NOTES FOR NEW CEILING TILE AND CEILING CLOUD.
3. EXISTING GRID THAT RECEIVES NEW CEILING TILE SHALL BE PAINTED WHITE.

DOOR & FRAME NOTES

1. ALL DOOR FRAMES & WINDOW FRAMES SHALL BE PAINTED TP-2 ON CORRIDOR SIDE OF DOORS (UNLESS NOTED OTHERWISE).
2. ALL WOOD DOORS SHALL BE PROTECTED DURING CONSTRUCTION AND REMAIN AS IS.

FLOOR FINISH NOTES

1. CONTRACTOR TO FOLLOW MANUFACTURER'S PRINTED INSTALLATION INSTRUCTIONS ON ALL FLOORING PRODUCTS AND USE THE ADHESIVES, EQUIPMENT / TOOLS REQUIRED / RECOMMENDED BY THE MANUFACTURER'S INSTALLATION INSTRUCTIONS.
2. CONTRACTOR TO FOLLOW MANUFACTURER'S PRINTED INSTRUCTIONS ON PROTECTION OF FLOORING MATERIAL AFTER INSTALLATION. PROTECT FLOORING AGAINST MARS, INDENTATIONS AND OTHER DAMAGE FROM CONSTRUCTION OPERATIONS, PLACEMENT OF EQUIPMENT AND FIXTURES DURING THE REMAINDER OF THE CONSTRUCTION PERIOD. USE PROTECTION METHODS INDICATED OR RECOMMENDED IN WRITING BY THE FLOOR COVERING MANUFACTURER.
3. CONTRACTOR TO PROVIDE AND INSTALL APPROPRIATE TRANSITION STRIPS WHERE DIFFERING MATERIALS ABUT IF NOT NOTED OTHERWISE. PROVIDE DESIGNER WITH COLOR SAMPLES TO SELECT FROM.
4. FLOOR FINISH CHANGES SHALL OCCUR UNDER THE DOOR CENTERLINE (OR CENTER OF THE WALL OPENING IF NO DOOR) BETWEEN ROOMS.
5. ALL FLOORING SHOULD CONTINUE UNDER EQUIPMENT AND VANITIES.
6. PFT-1, PORCELAIN FLOOR TILE TO BE INSTALLED WITH A 1/3 OFFSET PATTERN. GC TO USE GR-1
7. EXISTING WOOD WALL BASE TO BE PAINTED TP-1. EXISTING RUBBER BASE FINISH TO REMAIN, UNLESS OTHERWISE NOTED.

WALL GRAPHIC NOTES

1. NEW CNC VINYL CUT DESIGN TO BE SURFACE APPLIED. GC TO SUBMIT VINYL SAMPLES TO DESIGNER FOR APPROVAL.
2. INSTALL WALL GRAPHIC PER MANUFACTURERS RECOMMENDATIONS.

WALL FINISH NOTES

1. MISCELLANEOUS GRILLS AND ACCESSORIES SHALL BE PAINTED TO MATCH ADJACENT WALL FINISHES UNLESS THEY ARE PREFINISHED. CONTRACTOR TO VERIFY PAINT COLOR WITH DESIGNER.
2. SEE ROOM FINISH SCHEDULE & ELEVATIONS FOR ACCENT PAINT WALL LOCATIONS.
3. ALL WALLS RECEIVING NEW GYPSUM BOARD AND PAINT SHALL MEET MINIMUM OF LEVEL 4 FINISH
4. ALL WALLS AND SOFFITS RECEIVING PAINT SHALL HAVE PRIMER AND 2 COAT OF PAINT. SHERWIN WILLIAMS HARMONY OR APPROVED EQ.
5. WALLCOVERING SHALL BE INSTALLED PER MANUFACTURER INSTRUCTIONS FOR ADHESIVE AND METHOD.

MILLWORK NOTES

1. SHOP TO BE CERTIFIED PARTICIPANT IN AWI'S QUALITY CERTIFICATION PROGRAM. NO EXCEPTIONS TAKEN. MILLWORK SHOP TO PROVIDE SHOP DRAWING FOR REVIEW AND APPROVAL BY DESIGNER.
2. ALL MILLWORK TO MEET AWI'S PREMIUM STANDARD.
3.. SHOP TO COORDINATE OUTLETS WITH G.C.
4. WD-1, WOOD PANELS SHALL BE INSTALLED WITH CONSTRUCTION ADHESIVE PER THE MANUFACTURER RECOMMENDATIONS. ALL EXPOSED EDGES SHALL RECEIVED METAL EDGE TRIM PER DETAILS.

N W E S

WALL DESIGNATION

MATERIALS & FINISHES ABBREVIATIONS LIST

ACP	ACOUSTIC CEILING PANEL	MT	MOSAIC TILE
CTB	CERAMIC TILE BASE	MTL	METAL
CT	CERAMIC TILE	PT	PAINT
CG	CORNER GUARD	QT	QUARRY TILE
CONC	CONCRETE	RB	RUBBER BASE
CPT	CARPET	RT	RUBBER TILE
EP	EPOXY	SC	SEALED CONCRETE
EXP	EXPOSED	SDT	STATIC DISSIPATIVE TILE
GL	GLASS	SS	SOLID SURFACE
GR	GROUT	SSTL	STAINLESS STEEL
GT	GLASS TILE PANEL	STN	STAIN
HPC	HIGH PERFORMANCE COATING	ST	STONE
PL	PLASTIC LAMINATE	SV	SHEET VINYL
PORC	PORCELAIN TILE	TZ	TERRAZZO
PORCB	PORCELAIN TILE BASE	VCT	VINYL COMPOSITION TILE
LN	LINOLEUM	VWC	VINYL WALL COVERING
LVT	LUXURY VINYL TILE	WC	WALL COVERING
ML	METAL LAMINATE	WD	WOOD
		WP	WALL PROTECTION

FINISH LEGEND:

***NOTE: OTHER APPROVED MANUFACTURERS LISTED BESIDE ITEM, GC MUST SUBMIT ANY SUBSTITIONS TO DESIGNER FOR FINAL APPROVAL.**

PRODUCT IS ONLY BASED ON DESIGN INTENT AND SUBJECT TO COMPLIANCE WITH REQUIREMENTS, AVAILABLE PRODUCTS THAT MAY BE INCORPORATED INTO THE WORK INCLUDE, BUT ARE NOT LIMITED TO, THE FOLLOWING:

FLOOR:
CPT-1 CARPET TILE, TANDUS, LINEWEAVE 04846, AZULLINE 21308, 24" X 24" (MANNINGTON, SHAW, MOHAWK)
PT-1 PORCELAIN TILE, TRINITY TILE, SOCIAL, GREY LAKE, 12" X 24" (DALTILE, FLORIM USA, ATLAS CONCORD USA)
GRT-1 TILE GROUT, CUSTOM BUILDING PRODUCTS, #543 DRIFTWOOD

WALLS:
P-1 PAINT, SHERWIN WILLIAMS, SW 6524 COMMODORE, EGGSHELL
P-2 PAINT, SHERWIN WILLIAMS, SW 6656 SERAPE, EGGSHELL
P-3 PAINT, SHERWIN WILLIAMS, SW 6703 FROLIC, EGGSHELL
P-4 PAINT, SHERWIN WILLIAMS, SW 7668 MARCH WIND, EGGSHELL
P-5 PAINT, SHERWIN WILLIAMS, SW 7063 NEBULOUS WHITE, EGGSHELL
P-6 PAINT, SHERWIN WILLIAMS, SW 6235 FOGGY DAY, EGGSHELL
RB-1 RUBBER BASE, JOHNSONITE, REVEAL MW-55-F6, COLOR: 55- SILVER GREY (MANNINGTON, ROPPE)
TP-1 TRIM PAINT, SHERWIN WILLIAMS, SW 7636 GRAY MATTERS, SEMI-GLOSS
TP-2 TRIM PAINT, SHERWIN WILLIAMS, SW 7668 MARCH WIND, SEMI-GLOSS
VWC-1 VINYL WALLCOVERING, WOLF GORDON, ISLINGOTON STATION GOH 11848257, RENDER (EYKON, MDC)
VWC-2 VINYL WALLCOVERING, EYKON, EMPIRE EDGE T2-EE-04, OPEN AIR (SEE ELEVATIONS FOR LOCATION) (MDC, WOLF GODRON)
WD-1 WOOD PANELS, ASI- ARCHITECTURAL SYSTEMS INC., INTERWOVEN ECO-PANELS WPVEP017, PREFINISHED, 13.5" X 13.5"
*PANELS TO HAVE CLASS A FIRE TREATMENT - SEE ELEVATIONS FOR LOCATION (SOELBURG, DUCHATEAU)

CEILING:
CLG-1 CEILING CLOUDS, ARMSTRONG, SOUNDSCAPES SHAPES- HEXAGON, STONE, 48" X 48" X 7/8", INSTALLATION ACCESSORY KIT: DECK HANGING KIT (TURF DESIGNS, USG)
CLG-2 THREE DIMENSIONAL TILE, TURF DESIGNS, CREASE TILE B, LIGHT GRAY#4 24X24 INSTALL METHOD, MAGNETIC STRIP (ARMSTRONG, USG)
ACT-1 ACOUSTICAL CEILING TILE, ARMSTRONG, DUNE SQUARE LAY IN TILE, WHITE, 24" X 24" X 5/8", USE WITH EXISTING GRID (USG, GORDON)

MISC:
PL-1 PLASTIC LAMINATE, WILSONART, PHANTOM CHARCOAL, GLOSS LINE FINISH WITH AEON (FORMICA, ABET)
PL-2 PLASTIC LAMINATE, WILSONART, DESIGNER WHITE, MATTE FINISH (FORMICA, ABET)
SS-1 SOLID SURFACE, CORIAN, GLACIER ICE (FORMICA, WILSONART)

LIGHTING:
LGT-1 PENDANT LIGHT FIXTURE, MODERN FORMS, METRIC PD-43748, BRUSHED ALUMINUM, 48" X 22" (CRAFTMADE, OXYGEN)
LGT-2 PENDANT LIGHT FIXTURE, CRAFTMADE, GEM-44591-ESP, ESPRESSO, 9.75" x 12.5" x 144" (OXYGENT, MODERN FORMS)

FINISH SCHEDULE

SPACE		FLOOR		WALLS				CEILING	
ROOM NO.	ROOM NAME	MAT.	BASE	NORTH	EAST	SOUTH	WEST	FIN.	REMARKS
A101	LOBBY	PFT-1	RB-1	- - -	VWC-1	- - -	VWC-1	ACT-1 / CLG-2 / P-5	PAINT EXISTING CEILING GRID WHITE
A102	ACCT. PAYABLE	PFT-1	RB-1	P-4	P-3	P-4	P-4	ACT-1	PAINT EXISTING CEILING GRID WHITE
A103	RECEPTION	PFT-1 / CPT-1	RB-1	P-4	P-4	P-4	WD-1	ACT-1	PAINT EXISTING CEILING GRID WHITE
A104	CORRIDOR	ETR	ETR	P-4	P-4	P-4	P-4	ETR	EXISTING CEILING & GRID TO REMAIN.
A105	CORRIDOR	ETR	ETR	P-4	P-4	P-4	P-4	ETR	EXISTING CEILING & GRID TO REMAIN.
A106	CORRIDOR	ETR	ETR	P-4	P-4	P-4	P-4	ETR / CLG-1	EXISTING CEILING & GRID TO REMAIN. SEE RCPS FOR CLG-1 LOCATIONS.
A107	CORRIDOR	ETR	ETR	P-4	P-4	P-4	P-4	ETR / CLG-1	EXISTING CEILING & GRID TO REMAIN. SEE RCPS FOR CLG-1 LOCATIONS.
B100	CORRIDOR	ETR	ETR	P-4	P-4	P-4	P-4	ETR / CLG-1	EXISTING CEILING & GRID TO REMAIN. SEE RCPS FOR CLG-1 LOCATIONS.
B101	STUDENT VENDING AREA	ETR	RB-1	- - -	P-4	P-4	P-4 / P-3	ETR / CLG-1	EXISTING CEILING & GRID TO REMAIN. SEE RCPS FOR CLG-1 LOCATIONS.
B102	CORRIDOR	ETR	ETR	P-4	P-4	P-4	P-4	ETR / CLG-1	EXISTING CEILING & GRID TO REMAIN. SEE RCPS FOR CLG-1 LOCATIONS.
B103	CORRIDOR	ETR	ETR	P-4	P-4	P-4	P-4	ETR / CLG-1	EXISTING CEILING & GRID TO REMAIN. SEE RCPS FOR CLG-1 LOCATIONS.
B104	CORRIDOR	ETR	ETR	P-4	P-4	P-4	P-4	ETR / CLG-1	EXISTING CEILING & GRID TO REMAIN. SEE RCPS FOR CLG-1 LOCATIONS.
B105	CORRIDOR	ETR	ETR	P-4	P-4	P-4	P-4	ETR / CLG-1	EXISTING CEILING & GRID TO REMAIN. SEE RCPS FOR CLG-1 LOCATIONS.
D100	CORRIDOR	ETR	ETR	P-4	P-4	P-4	P-4	ETR / CLG-1	EXISTING CEILING & GRID TO REMAIN. SEE RCPS FOR CLG-1 LOCATIONS.
D101	CORRIDOR	ETR	ETR	P-4	P-4	P-4	P-4	ETR	EXISTING CEILING & GRID TO REMAIN.

POND & COMPANY COLUMBIA, S.C. B-98107 — STATE OF SOUTH CAROLINA REGISTERED ARCHITECTS

MYKEL EMERSON McCRAW Columbia, SC No. 7791 — STATE OF SOUTH CAROLINA REGISTERED ARCHITECT

HORRY GEORGETOWN TECHNICAL COLLEGE

MARK	DESCRIPTION	DATE

DESIGNED BY: ADS & HMO
DRAWN BY: HMO
CHECKED BY: ADS
SUBMITTED BY: ADS
SIZE: ANSI D
FILE NAME:
ISSUE DATE: 08/09/2018
SOLICITATION NO.:
CONTRACT NO.:
FILE NUMBER:

HORRY GEORGETOWN TECHNICAL COLLEGE
2050 HIGHWAY 501 EAST, CONWAY, SC 29526

POND
3600 Parkway Lane, Suite 600
Norcross, GA 30092
Phone: (770) 368-7740
Fax: (678) 336-7744
COA: A-2017-000-00

HGTC GRAND STRAND B200 RENOVATION
743 HEMLOCK AVENUE, MYRTLE BEACH, SC

ROOM FINISH SCHEDULE & GENERAL NOTES
SC STATE PROJECT # H59-D715-CA IDC GC Services/H59-N555-CA

SHEET ID
I-002

SHEET OF

BID DOCUMENTS

8/9/2018 2:52:34 PM C:\Revit Local\R2017\HGTC Conway Renovation_CENTRAL_R17_owenhS54X2.rvt

Copyright © 2016 by Pond & Company. All rights reserved. No copying or duplication of these documents is allowed without the express written agreement of Pond & Company.

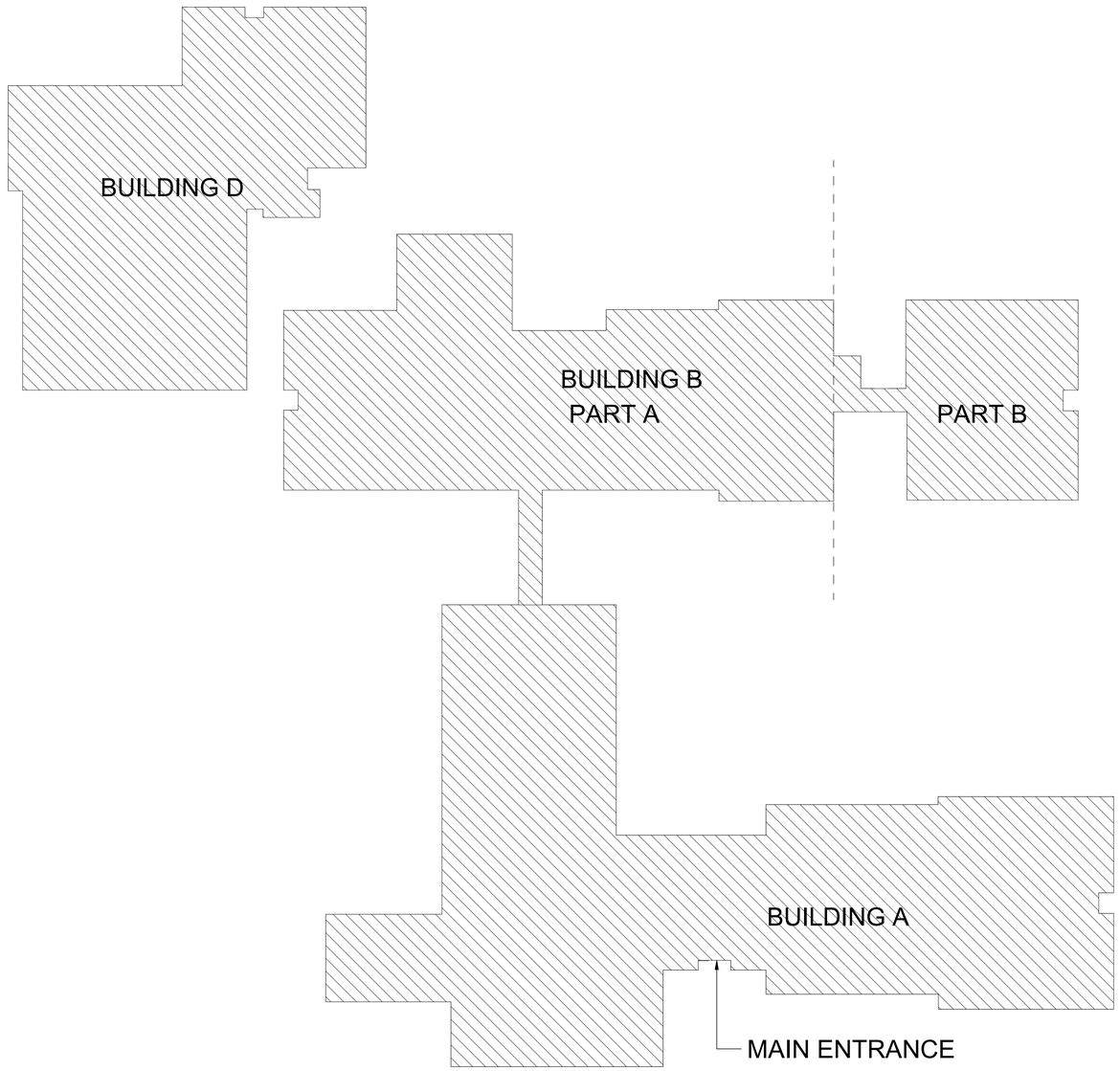

1 BUILDING LOCATION PLAN - KEY PLAN

SCALE: 1" = 30'-0"

HORRY GEORGETOWN TECHNICAL COLLEGE

MARK	DESCRIPTION	DATE

DESIGNED BY: ADS & HMO
DRAWN BY: HMO
CHECKED BY: ADS
SUBMITTED BY:
SIZE: ANSI D
FILE NAME:
ISSUE DATE: 08/09/2018
SOLICITATION NO.:
CONTRACT NO.:
FILE NUMBER:

HORRY GEORGETOWN TECHNICAL COLLEGE
2050 HIGHWAY 501 EAST, CONWAY, SC 29526

POND
3950 Parkway Lane, Suite 600
Norcross, GA 30092
Phone: (770) 368-7700
Fax: (678) 336-7744
POND Ref: 170829

HGTC GRAND STRAND B200
RENOVATION
743 HEMLOCK AVENUE, MYRTLE BEACH, SC

OVERALL BUILDING PLAN

SC STATE PROJECT # H59-D715-CA IDC GC Services/H59-N655-CA

SHEET ID

I-100

STATE OF SOUTH CAROLINA
POND & COMPANY
COLUMBIA, S.C.
B-8107
REGISTERED ARCHITECTS

STATE OF SOUTH CAROLINA
JUKES JOHNSON NUCKOLS
Columbia, SC
No. 7791
REGISTERED ARCHITECT

SHEET OF

BID DOCUMENTS

8/9/2018 2:52:35 PM C:\Revit Local\R2017\HGTC Conway Renovation_CENTRAL_R17_owenhS54X2.rvt

Copyright © 2016 by Pond & Company. All rights reserved. No copying or duplication of these documents is allowed without the express written agreement of Pond & Company.

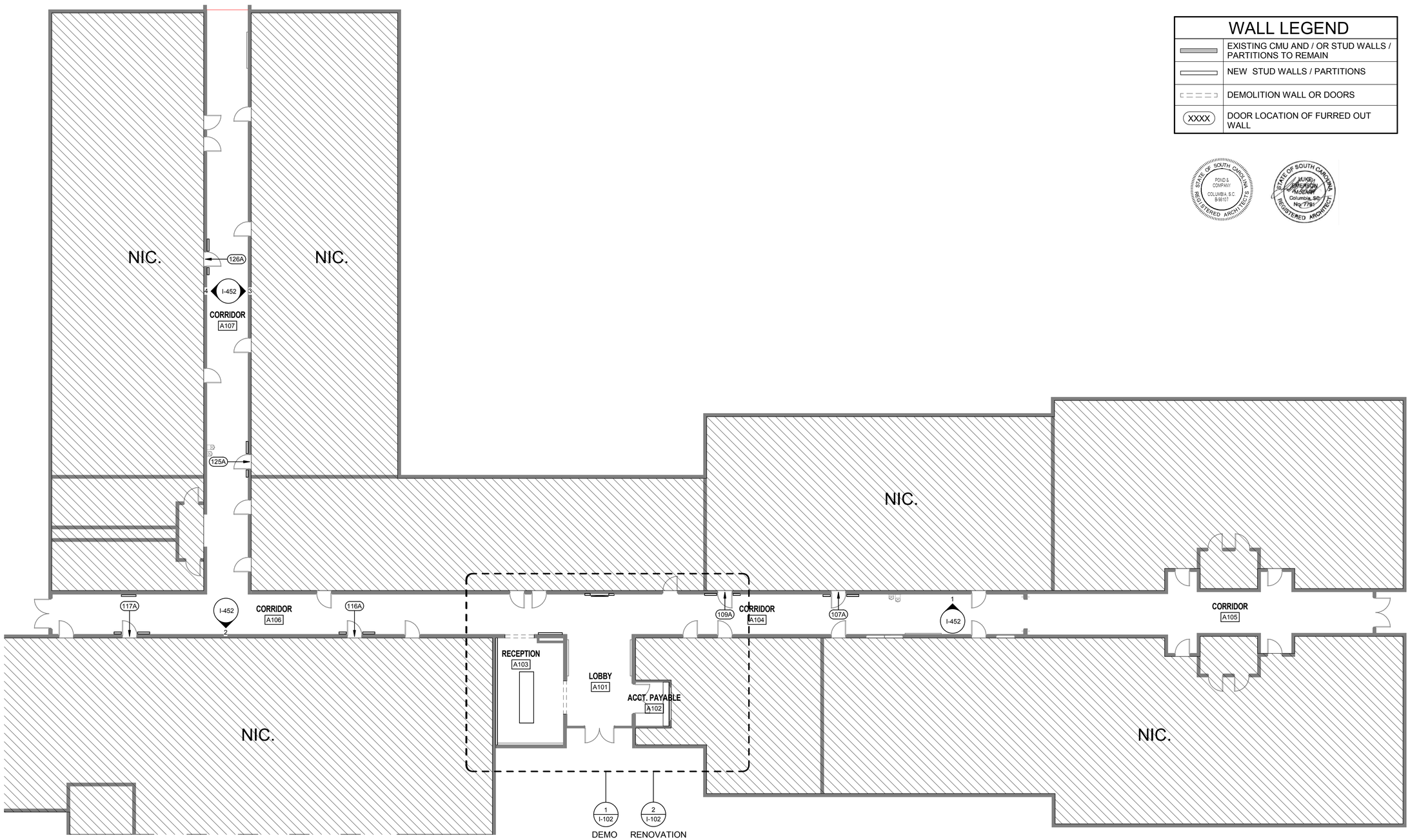

WALL LEGEND

	EXISTING CMU AND / OR STUD WALLS / PARTITIONS TO REMAIN
	NEW STUD WALLS / PARTITIONS
	DEMOLITION WALL OR DOORS
XXXX	DOOR LOCATION OF FURRED OUT WALL

STATE OF SOUTH CAROLINA — POND & COMPANY — COLUMBIA, S.C. S-9107 — REGISTERED ARCHITECTS

STATE OF SOUTH CAROLINA — LUKE J. ANDERSON — Columbia, SC — No. 7791 — REGISTERED ARCHITECT

1 BUILDING A RENOVATION PLAN

SCALE: 1" = 10'-0"

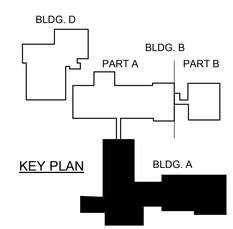

KEY PLAN

N

10 0 10 20

SCALE: 1" = 10' - 0"

HORRY GEORGETOWN TECHNICAL COLLEGE

MARK	DESCRIPTION	DATE

DESIGNED BY: ADS & HMO	ISSUE DATE: 08/09/2018
DRAWN BY: HMO	SOLICITATION NO.:
CHECKED BY: ADS	CONTRACT NO.:
SUBMITTED BY:	FILE NUMBER:
SIZE: ANSI D	FILE NAME:

HORRY GEORGETOWN TECHNICAL COLLEGE
2050 HIGHWAY 501 EAST, CONWAY, SC 29526

POND
3500 Parkway Lane, Suite 600
Norcross, GA 30092
Phone: (678) 336-2050
Fax: (678) 336-2744
GA REG. LLC 2107

HGTC GRAND STRAND B200
RENOVATION
743 HEMLOCK AVENUE, MYRTLE BEACH, SC

BUILDING A - RENOVATION PLAN

SC STATE PROJECT # H59-D715-CA IDC GC Services/H59-N655-CA

SHEET ID

I-101

SHEET OF

BID DOCUMENTS

C:\Revit Local\R2017\HGTC Conway Renovation_CENTRAL_R17_owenhS54X2.rvt

8/9/2018 2:52:35 PM

Copyright © 2016 by Pond & Company. All rights reserved. No copying or duplication of these documents is allowed without the express written agreement of Pond & Company.

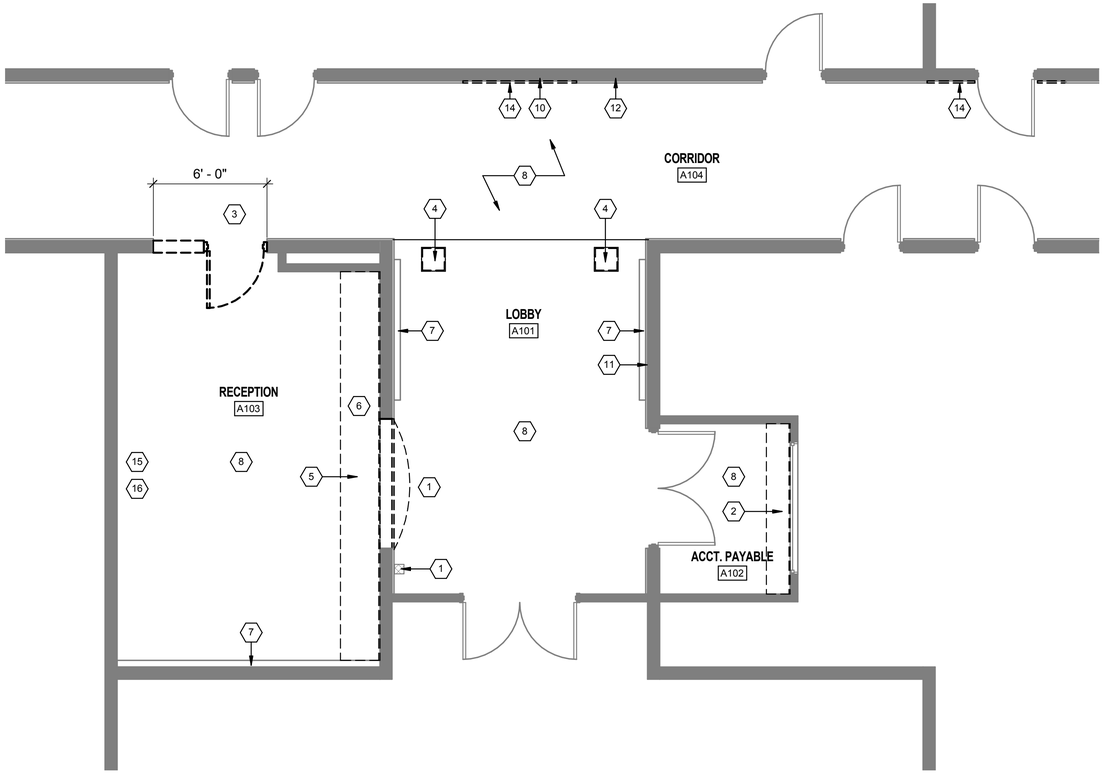

1 BUILDING A LOBBY DEMO PLAN

SCALE: 1/4" = 1'-0"

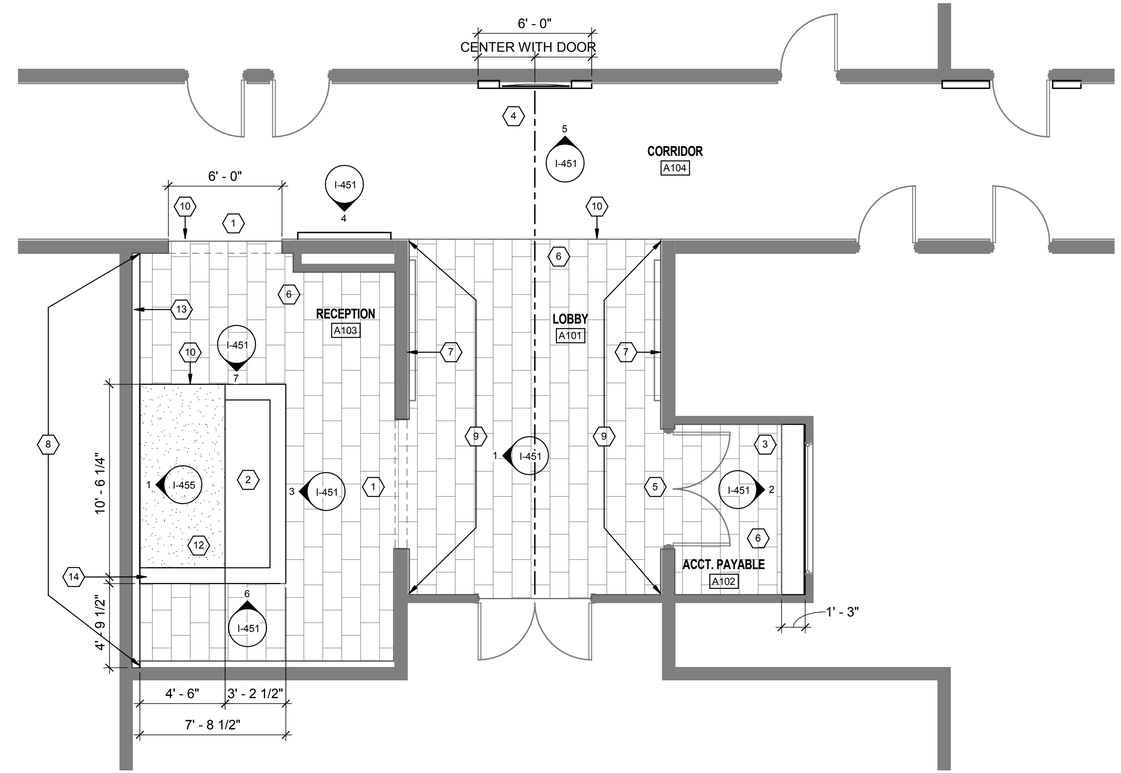

2 BUILDING A LOBBY RENOVATION PLAN

SCALE: 1/4" = 1'-0"

DEMOLITION KEYED NOTES

1. REMOVE EXISTING COUNTERTOP & SECTION OF WAINSCOTT BELOW. EXPAND EXISTING OPENING TO FLOOR TO CREATE UNCASED OPENING. PATCH & REPAIR EXISTING CMU WALL & REPAIR LAMINATED GYP. WALL BOARD.
2. REMOVE EXSITING TRANSACTION COUNTER. PATCH & REPAIR GYP. BOARD.
3. REMOVE EXISTING DOOR & SECTION OF WALL & WAINSCOTT TO CREATE UNCASED OPENING.PATCH & REPAIR EXISTING CMU WALL & REPAIR LAMINATED GYP. WALL BOARD
4. REMOVE EXISTING NON-STRUCTURAL COLUMNS.
5. REMOVE EXISTING COUNTERTOP. PATCH & REPAIR GYP. BOARD.
6. REMOVE EXISTING OVERHEAD SECURITY DOOR. PATCH & REPAIR GYP BOARD.
7. EXISTING RADIATORS TO REMAIN.
8. REMOVE EXISTING FLOOR FINISH. PREPARE FLOOR TO RECEIVE NEW FINISH.
9. EXISTING FIRE ALARM PULL TO REMAIN.
10. REMOVE EXISTING TV & BRACKET
11. REMOVE EXISTING DISPLAY CASE. PATCH & REPAIR GYP. BOARD.
12. RELOCATE EXISTING THERMOSTAT.
13. EXISTING TERRAZZO FLOOR TO REMAIN. SHALL BE PROTECTED DURING CONSTRUCTION.
14. REMOVE EXISTING SECTION OF WAINSCOTT (TYPICAL DEMO AT DOORS 116A, 117A, & 107A)
15. CONTRACTOR TO REMOVE EXISTING SURFACE MOUNTED ELECTRICAL BOXES & CONDUIT.
16. RELOCATE EXISTING EMERGENCY LIGHT ON EXTERIOR WALL.

RENOVATION KEYED NOTES

1. NEW UNCASED OPENING.
2. NEW RECEPTION DESK
3. NEW TRANSACTION COUNTER.
4. NEW TV FOCAL WALL, CENTERED WITH STOREFRONT DOOR.
5. PAINT EXISTING DOOR & DOOR FRAME TP-2.
6. NEW PORCELAIN FLOOR TILE PFT-1.
7. PAINT RADIATORS & WAINSCOTT TP-2.
8. WD-1 ACCENT WALL
9. VWC-1 TO BE INSTALLED ABOVE WAINSCOTT
10. PROVIDE LOW PROFILE TRANSITION STRIP: SCHLUTER SHEINE ANONDIZED ALUMUINUM FINISH.
11. NOT USED.
12. NEW CARPET TILE CPT-1
13. NEW GYP WALL & POWER OUTLET / DATA.
14. POWER TO PULL FROM WALL TO FEED INTO DESK

STATE OF SOUTH CAROLINA — POND & COMPANY, COLUMBIA, S.C. B-98107 — REGISTERED ARCHITECT

STATE OF SOUTH CAROLINA — MIKE HUKER ARCHITECT — Columbia, SC — No. 7791 — REGISTERED ARCHITECT

WALL LEGEND

	EXISTING CMU AND / OR STUD WALLS / PARTITIONS TO REMAIN
	NEW STUD WALLS / PARTITIONS
	DEMOLITION WALL OR DOORS
XXXX	DOOR LOCATION OF FURRED OUT WALL

HORRY GEORGETOWN TECHNICAL COLLEGE

MARK	DESCRIPTION	DATE

DESIGNED BY: ADS & HMO
DRAWN BY: HMO
CHECKED BY: ADS
SUBMITTED BY:
SIZE: ANSI D
FILE NAME:
ISSUE DATE: 08/09/2018
SOLICITATION NO.:
CONTRACT NO.:
FILE NUMBER:

HORRY GEORGETOWN TECHNICAL COLLEGE
2050 HIGHWAY 501 EAST, CONWAY, SC 29526

POND
3600 Parkway Lane, Suite 800
Norcross, GA 30092
Phone: (678) 336-2040
Fax: (678) 336-7744
AR016.11/09/2017

HGTC GRAND STRAND B200
RENOVATION
743 HEMLOCK AVENUE, MYRTLE BEACH, SC

BUILDING A - LOBBY ENLARGED PLANS

SC STATE PROJECT # H59-D715-CA IDC GC Services/H59-N655-CA

SHEET ID

I-102

SHEET OF

BID DOCUMENTS

C:\Revit Local\R2017\HGTC Conway Renovation_CENTRAL_R17_overnhS54X2.rvt

8/9/2018 2:52:35 PM

Copyright © 2016 by Pond & Company. All rights reserved. No copying or duplication of these documents is allowed without the express written agreement of Pond & Company.

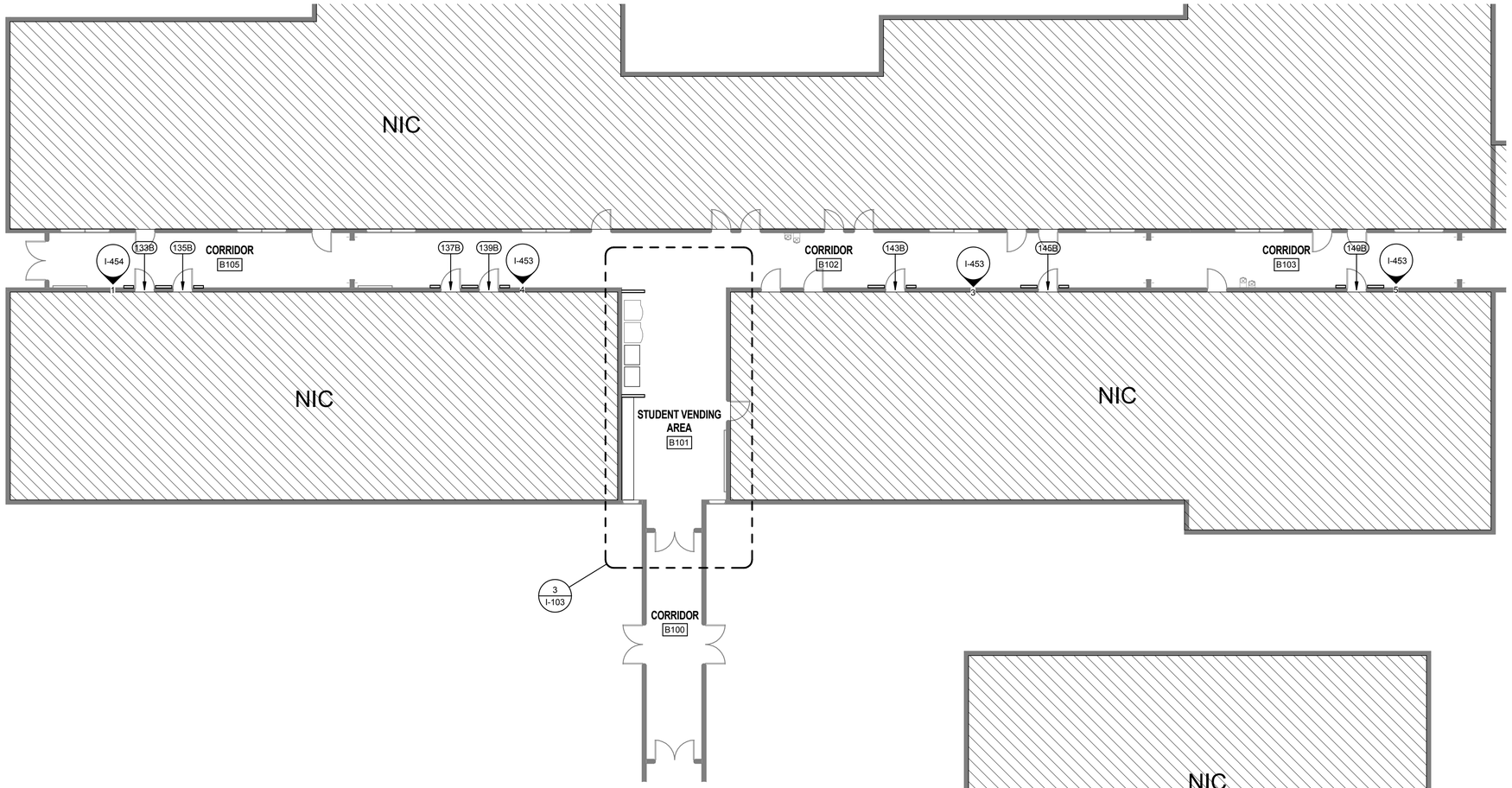

1 BUILDING B RENOVATION PLAN - PART A

SCALE: 1" = 10'-0"

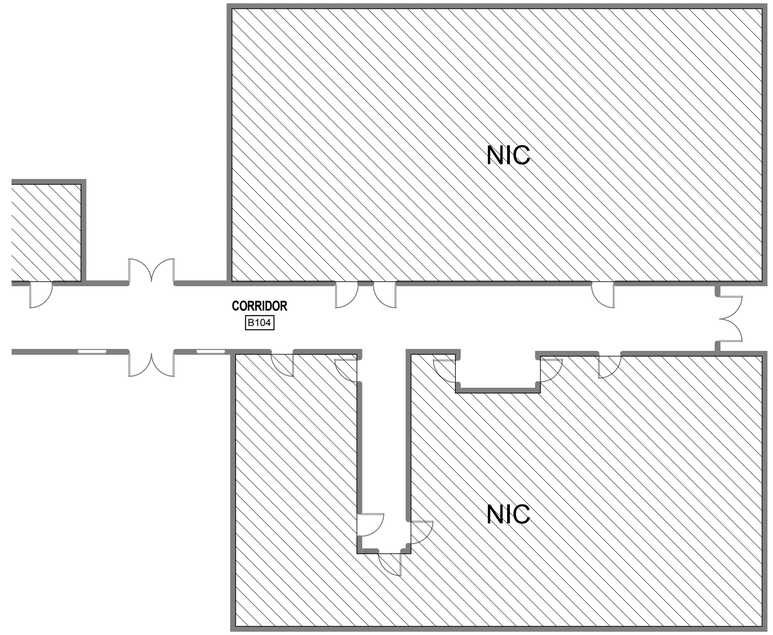

2 BUILDING B RENOVATION PLAN - PART B

SCALE: 1" = 10'-0"

WALL LEGEND

	EXISTING CMU AND / OR STUD WALLS / PARTITIONS TO REMAIN
	NEW STUD WALLS / PARTITIONS
	DEMOLITION WALL OR DOORS
XXXX	DOOR LOCATION OF FURRED OUT WALL

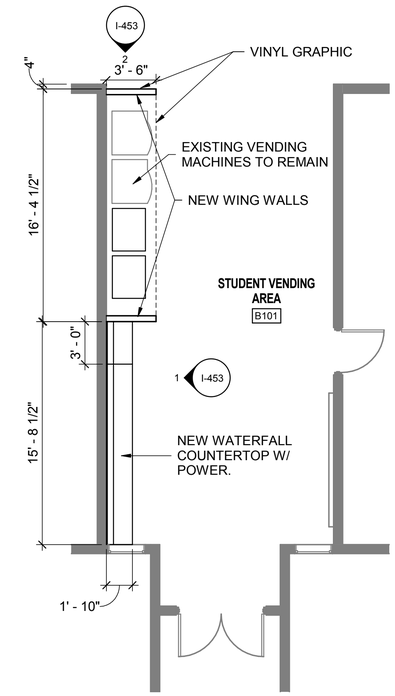

3 RENO PLAN - ENLARGED VIEW

SCALE: 3/16" = 1'-0"

STATE OF SOUTH CAROLINA
POND & COMPANY
COLUMBIA, S.C.
B-98107
REGISTERED ARCHITECTS

STATE OF SOUTH CAROLINA
LUKE J. EMERSON MCCRARY
Columbia, SC
No. 7791
REGISTERED ARCHITECT

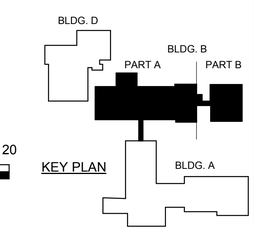

KEY PLAN

N

10 0 10 20

SCALE: 1" = 10' - 0"

HORRY GEORGETOWN TECHNICAL COLLEGE

MARK	DESCRIPTION	DATE

DESIGNED BY: ADS & HMO
DRAWN BY: HMO
CHECKED BY: ADS
SUBMITTED BY:
SIZE: ANSI D
FILE NAME:
ISSUE DATE: 08/09/2018
SOLICITATION NO.:
CONTRACT NO.:
FILE NUMBER:

HORRY GEORGETOWN TECHNICAL COLLEGE
2050 HIGHWAY 501 EAST, CONWAY, SC 29526

POND
3500 Parkway Lane, Suite 600
Norcross, GA 30092
Phone (770) 729-8760
Fax (770) 729-7744
POND.COM

HGTC GRAND STRAND B200
RENOVATION
743 HEMLOCK AVENUE, MYRTLE BEACH, SC

BUILDING B - RENOVATION PLAN

SC STATE PROJECT # H59-D715-CA IDC GC Services/H59-N655-CA

SHEET ID

I-103

SHEET OF

BID DOCUMENTS

8/9/2018 2:52:36 PM C:\Revit Local\R2017\HGTC Conway Renovation_CENTRAL_R17_owenhS54X2.rvt

Copyright © 2016 by Pond & Company. All rights reserved. No copying or duplication of these documents is allowed without the express written agreement of Pond & Company.

WALL LEGEND	
	EXISTING CMU AND / OR STUD WALLS / PARTITIONS TO REMAIN
	NEW STUD WALLS / PARTITIONS
	DEMOLITION WALL OR DOORS
XXXX	DOOR LOCATION OF FURRED OUT WALL

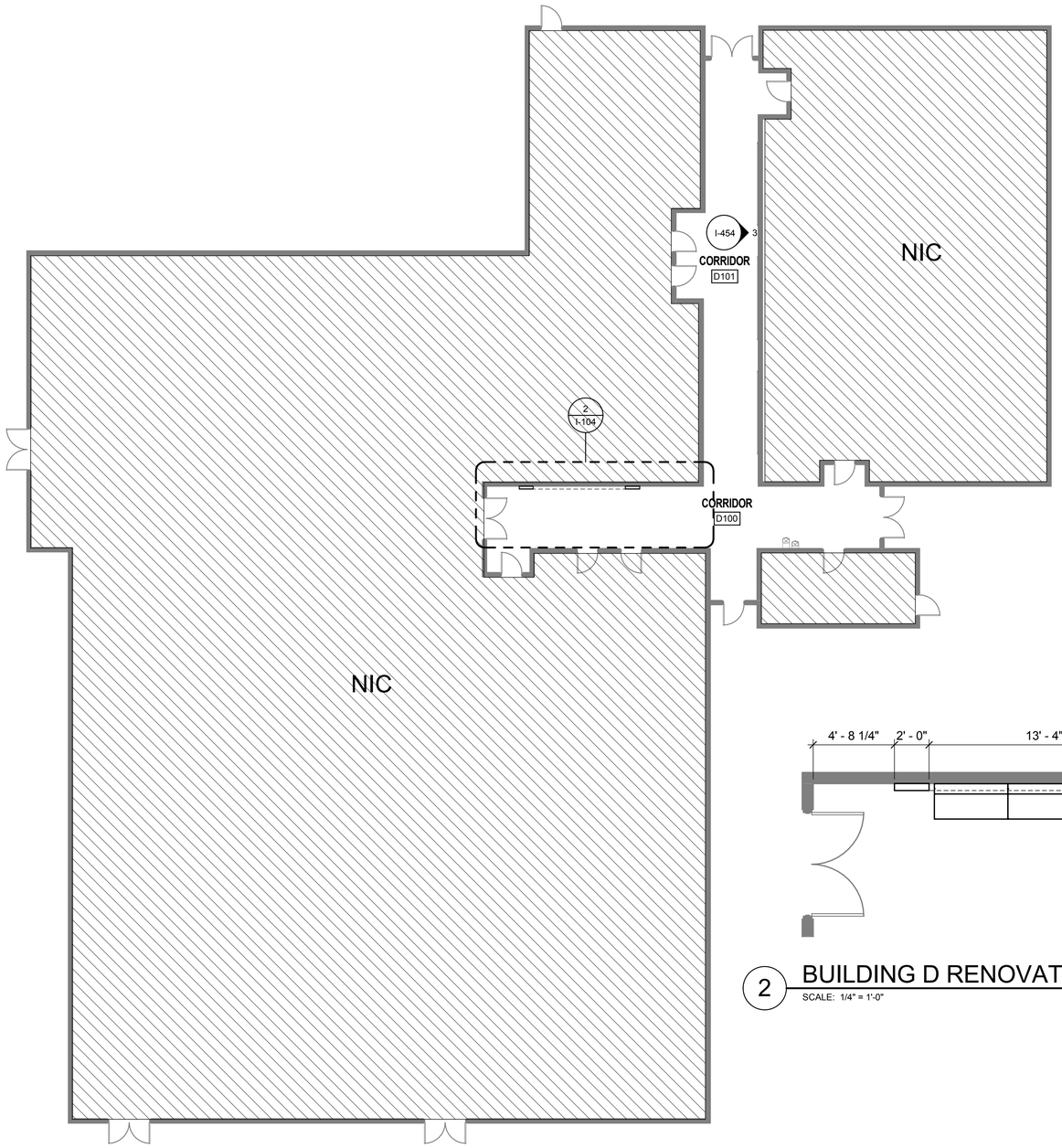

1 BUILDING D RENOVATION PLAN

SCALE: 1" = 10'-0"

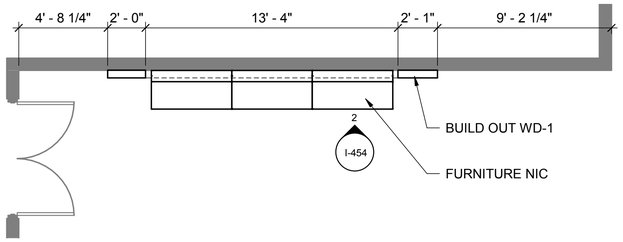

2 BUILDING D RENOVATION PLAN - ENLARGED VIEW

SCALE: 1/4" = 1'-0"

N

10 0 10 20

SCALE: 1" = 10' - 0"

KEY PLAN

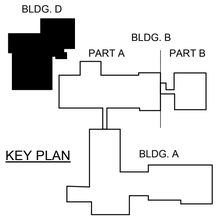

HORRY GEORGETOWN TECHNICAL COLLEGE

MARK	DESCRIPTION	DATE

DESIGNED BY: ADS & HMO	ISSUE DATE: 08/09/2018
DRAWN BY: HMO	SOLICITATION NO.:
CHECKED BY: ADS	CONTRACT NO.:
SUBMITTED BY:	FILE NUMBER:
SIZE: ANSI D	FILE NAME:

HORRY GEORGETOWN TECHNICAL COLLEGE
2050 HIGHWAY 501 EAST, CONWAY, SC 29526

POND
3500 Parkway Lane, Suite 600
Norcross, GA 30092
Phone: (678) 336-7150
Fax: (678) 336-7744
JOB NO. 17.0262

HGTC GRAND STRAND B200
RENOVATION
743 HEMLOCK AVENUE, MYRTLE BEACH, SC

BUILDING D - RENOVATION PLAN

SC STATE PROJECT # H59-D715-CA IDC GC Services/H59-N655-CA

SHEET ID

I-104

8/9/2018 2:52:37 PM C:\Revit Local\R2017\HGTC Conway Renovation_CENTRAL_R17_owemhS54X2.rvt

Copyright © 2016 by Pond & Company. All rights reserved. No copying or duplication of these documents is allowed without the express written agreement of Pond & Company.

SHEET OF

BID DOCUMENTS

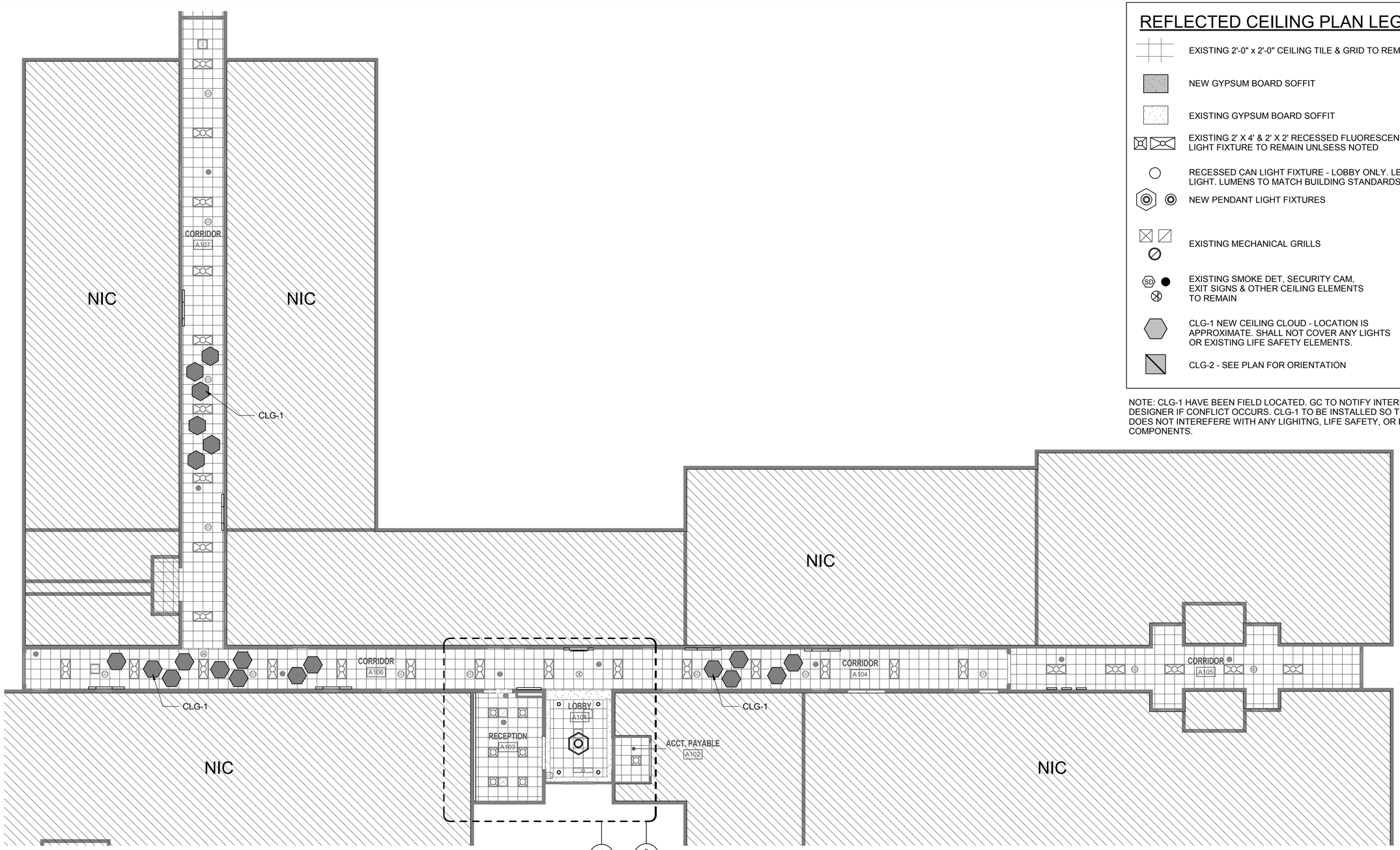

1 BUILDING A REFLECTED CEILING PLAN

SCALE: 1" = 10'-0"

REFLECTED CEILING PLAN LEGEND

- EXISTING 2'-0" x 2'-0" CEILING TILE & GRID TO REMAIN
- NEW GYPSUM BOARD SOFFIT
- EXISTING GYPSUM BOARD SOFFIT
- EXISTING 2' X 4' & 2' X 2' RECESSED FLUORESCENT LIGHT FIXTURE TO REMAIN UNLSESS NOTED
- RECESSED CAN LIGHT FIXTURE - LOBBY ONLY. LED LIGHT. LUMENS TO MATCH BUILDING STANDARDS.
- NEW PENDANT LIGHT FIXTURES
- EXISTING MECHANICAL GRILLS
- EXISTING SMOKE DET, SECURITY CAM, EXIT SIGNS & OTHER CEILING ELEMENTS TO REMAIN
- CLG-1 NEW CEILING CLOUD - LOCATION IS APPROXIMATE. SHALL NOT COVER ANY LIGHTS OR EXISTING LIFE SAFETY ELEMENTS.
- CLG-2 - SEE PLAN FOR ORIENTATION

NOTE: CLG-1 HAVE BEEN FIELD LOCATED. GC TO NOTIFY INTERIOR DESIGNER IF CONFLICT OCCURS. CLG-1 TO BE INSTALLED SO THAT IS DOES NOT INTEREFERE WITH ANY LIGHITNG, LIFE SAFETY, OR HVAC COMPONENTS.

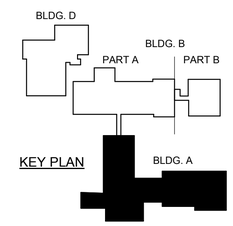

KEY PLAN

N

10 0 10 20

SCALE: 1" = 10' - 0"

HORRY GEORGETOWN TECHNICAL COLLEGE

MARK	DESCRIPTION	DATE

DESIGNED BY: ADS & HMO
DRAWN BY: HMO
CHECKED BY: ADS
SUBMITTED BY:
SIZE: ANSI D
ISSUE DATE: 08/09/2018
SOLICITATION NO.:
CONTRACT NO.:
FILE NUMBER:
FILE NAME:

HORRY GEORGETOWN TECHNICAL COLLEGE
2050 HIGHWAY 501 EAST, CONWAY, SC 29526

POND
3600 Parkway Lane, Suite 600
Norcross, GA 30092
Phone: (770) 449-7762
Fax (770) 330-7544
POND No. 13076

HGTC GRAND STRAND B200
RENOVATION
743 HEMLOCK AVENUE, MYRTLE BEACH, SC

BUILDING A - REFLECTED CEILING PLAN

SC STATE PROJECT # H59-D715-CA IDC GC Services/H59-N655-CA

SHEET ID

I-131

SHEET OF

BID DOCUMENTS

8/9/2018 2:52:38 PM C:\Revit Local\R2017\HGTC Conway Renovation_CENTRAL_R17_owenhS64X2.rvt

Copyright © 2016 by Pond & Company. All rights reserved. No copying or duplication of these documents is allowed without the express written agreement of Pond & Company.

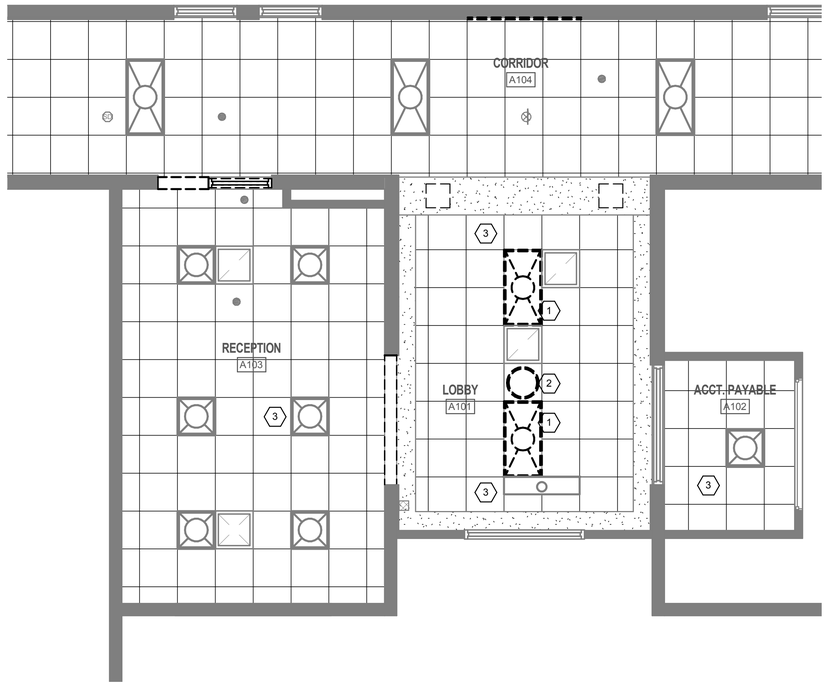

1 BUILDING A REFLECTED CEILING DEMO PLAN

SCALE: 1/4" = 1'-0"

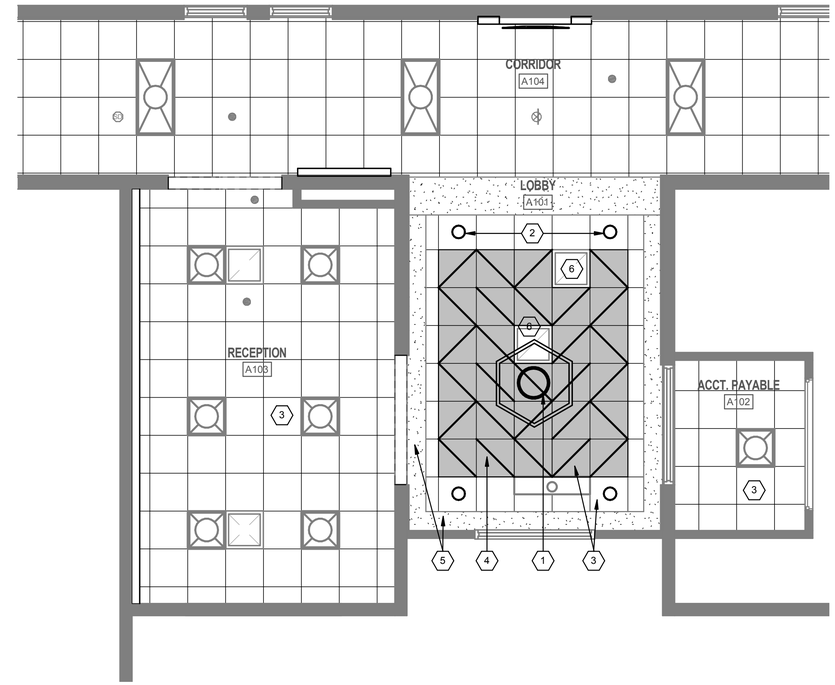

2 BUILDING A REFLECTED CEILING RENOVATION PLAN

SCALE: 1/4" = 1'-0"

DEMOLITION KEYED NOTES

1. REMOVE EXISTING 2X4 LIGHT FIXTURES.
2. REMOVE EXISTING PENDANT LIGHT.
3. REMOVE EXISTING CEILING TILE, GRID TO REMAIN.

RENOVATION KEYED NOTES

1. NEW PENDANT FIXTURE- LGT-1.
2. NEW RECESSED CAN LIGHT FIXTURES - 4 TOTAL.
3. NEW CEILING TILE - ACT-1, EXISTING GRID PAINTED WHITE.
4. NEW 2X2 MAGNETIC CEILING FEATURES - CLG-2 (INSTALL ON TOP OF ACT-1)
5. PAINT EXISTING SOFFIT P-5.
6. PAINT EXISTING GRILLS P-4.

REFLECTED CEILING PLAN LEGEND

- EXISTING 2'-0" x 2'-0" CEILING TILE & GRID TO REMAIN
- NEW GYPSUM BOARD SOFFIT
- EXISTING GYPSUM BOARD SOFFIT
- EXISTING 2' X 4' & 2' X 2' RECESSED FLUORESCENT LIGHT FIXTURE TO REMAIN UNLSESS NOTED
- RECESSED CAN LIGHT FIXTURE - LOBBY ONLY. LED LIGHT. LUMENS TO MATCH BUILDING STANDARDS.
- NEW PENDANT LIGHT FIXTURES
- EXISTING MECHANICAL GRILLS
- SD — EXISTING SMOKE DET, SECURITY CAM, EXIT SIGNS & OTHER CEILING ELEMENTS TO REMAIN
- CLG-1 NEW CEILING CLOUD - LOCATION IS APPROXIMATE. SHALL NOT COVER ANY LIGHTS OR EXISTING LIFE SAFETY ELEMENTS.
- CLG-2 - SEE PLAN FOR ORIENTATION

NOTE: CLG-1 HAVE BEEN FIELD LOCATED. GC TO NOTIFY INTERIOR DESIGNER IF CONFLICT OCCURS. CLG-1 TO BE INSTALLED SO THAT IS DOES NOT INTEREFERE WITH ANY LIGHITNG, LIFE SAFETY, OR HVAC COMPONENTS.

STATE OF SOUTH CAROLINA — POND & COMPANY — COLUMBIA, S.C. B-98107 — REGISTERED ARCHITECTS

STATE OF SOUTH CAROLINA — MARK EMERSON — Columbia, SC — No. 7781 — REGISTERED ARCHITECT

HORRY GEORGETOWN TECHNICAL COLLEGE

MARK	DESCRIPTION	DATE

DESIGNED BY: ADS & HMO
DRAWN BY: HMO
CHECKED BY: ADS
SUBMITTED BY:
SIZE: ANSI D
FILE NAME:
ISSUE DATE: 08/09/2018
SOLICITATION NO.:
CONTRACT NO.:
FILE NUMBER:

HORRY GEORGETOWN TECHNICAL COLLEGE
2050 HIGHWAY 501 EAST, CONWAY, SC 29526

POND
3650 Parkway Lane, Suite 600
Norcross, GA 30092
Phone: (678) 336-2050
Fax: (678) 336-7744
COA No. 1100-0025

HGTC GRAND STRAND B200
RENOVATION
743 HEMLOCK AVENUE, MYRTLE BEACH, SC

BUILDING A - REFLECTED CEILING PLAN ENLARGED VIEWS

SC STATE PROJECT # H59-D715-CA IDC GC Services/H59-N655-CA

SHEET ID

I-132

SHEET OF

BID DOCUMENTS

8/9/2018 2:52:38 PM C:\Revit Local\R2017\HGTC Conway Renovation_CENTRAL_R17_owerhi5S4X2.rvt

Copyright © 2016 by Pond & Company. All rights reserved. No copying or duplication of these documents is allowed without the express written agreement of Pond & Company.

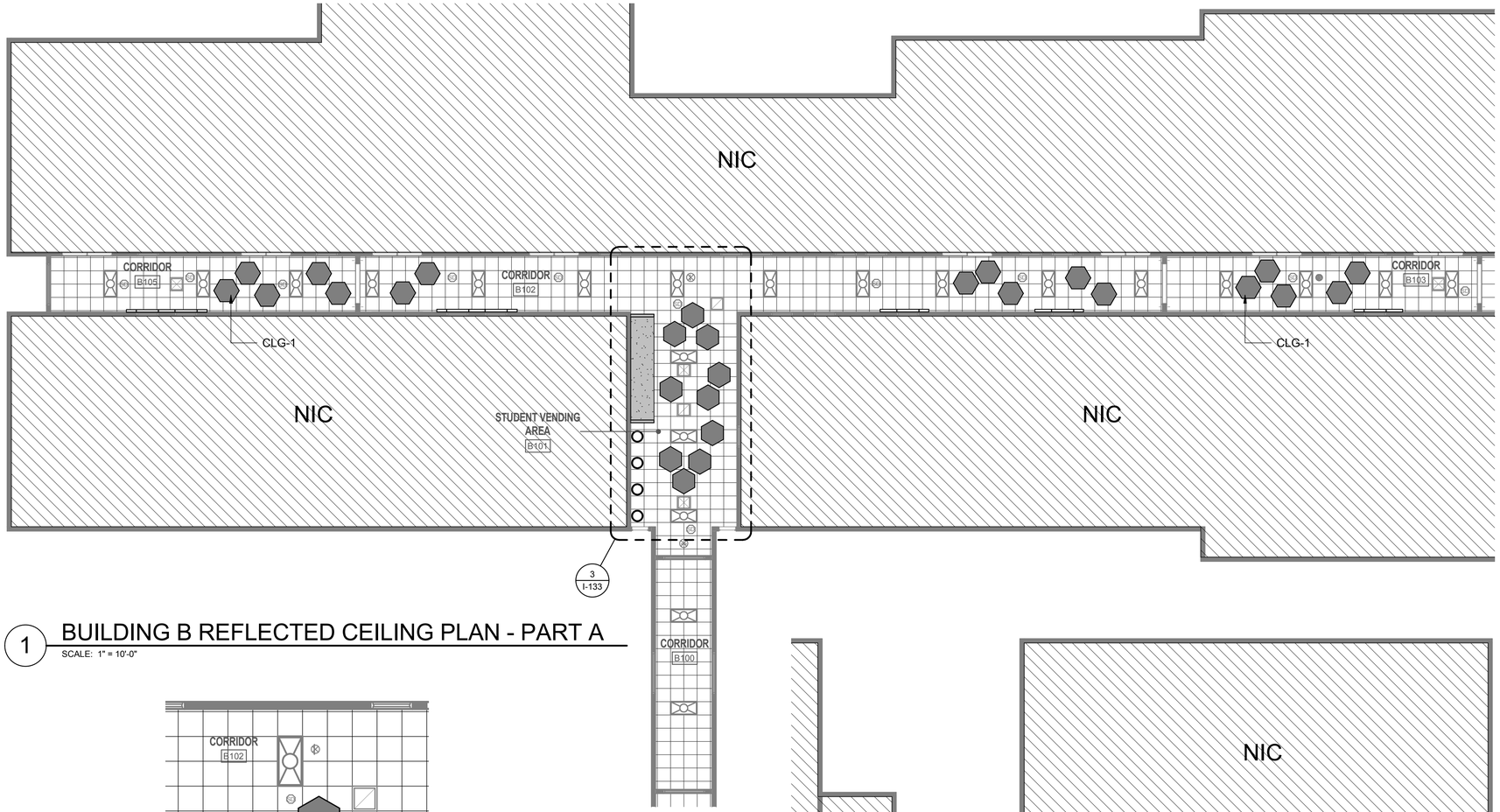

1 BUILDING B REFLECTED CEILING PLAN - PART A

SCALE: 1" = 10'-0"

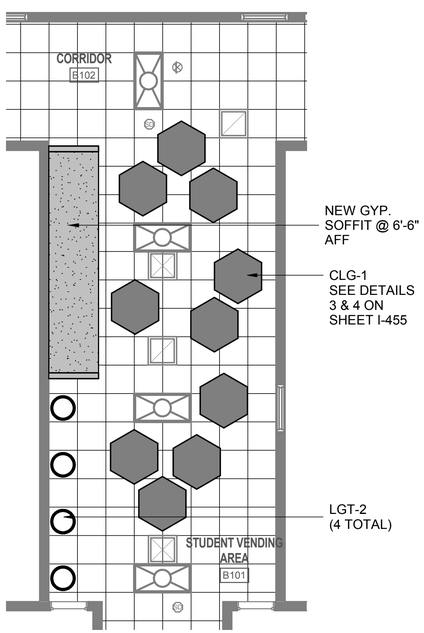

3 RCP - ENLARGED VIEW

SCALE: 3/16" = 1'-0"

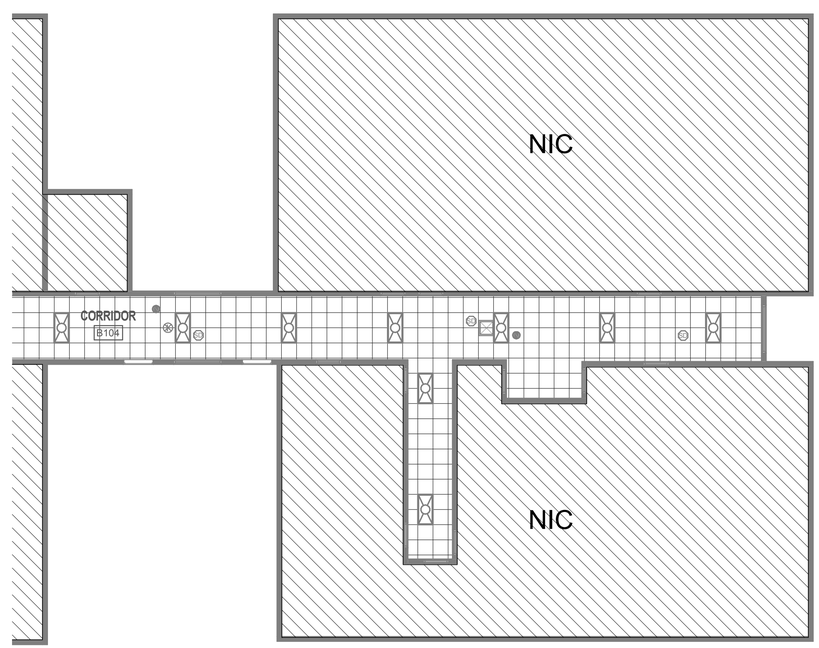

2 BUILDING B REFLECTED CEILING PLAN - PART B

SCALE: 1" = 10'-0"

REFLECTED CEILING PLAN LEGEND

- EXISTING 2'-0" x 2'-0" CEILING TILE & GRID TO REMAIN
- NEW GYPSUM BOARD SOFFIT
- EXISTING GYPSUM BOARD SOFFIT
- EXISTING 2' X 4' & 2' X 2' RECESSED FLUORESCENT LIGHT FIXTURE TO REMAIN UNLSESS NOTED
- RECESSED CAN LIGHT FIXTURE - LOBBY ONLY. LED LIGHT. LUMENS TO MATCH BUILDING STANDARDS.
- NEW PENDANT LIGHT FIXTURES
- EXISTING MECHANICAL GRILLS
- EXISTING SMOKE DET, SECURITY CAM, EXIT SIGNS & OTHER CEILING ELEMENTS TO REMAIN
- CLG-1 NEW CEILING CLOUD - LOCATION IS APPROXIMATE. SHALL NOT COVER ANY LIGHTS OR EXISTING LIFE SAFETY ELEMENTS.
- CLG-2 - SEE PLAN FOR ORIENTATION

NOTE: CLG-1 HAVE BEEN FIELD LOCATED. GC TO NOTIFY INTERIOR DESIGNER IF CONFLICT OCCURS. CLG-1 TO BE INSTALLED SO THAT IS DOES NOT INTEREFERE WITH ANY LIGHITNG, LIFE SAFETY, OR HVAC COMPONENTS.

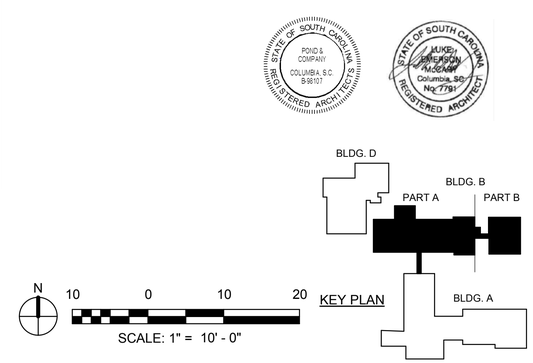

HORRY GEORGETOWN TECHNICAL COLLEGE

MARK	DESCRIPTION	DATE

ISSUE DATE: 08/09/2018
SOLICITATION NO.:
CONTRACT NO.:
FILE NUMBER:

DESIGNED BY: ADS & HMO
DRAWN BY: HMO
CHECKED BY: ADS
SUBMITTED BY:
SIZE: ANSI D
FILE NAME:

HORRY GEORGETOWN TECHNICAL COLLEGE
2050 HIGHWAY 501 EAST, CONWAY, SC 29526

POND
3500 Parkway Lane, Suite 500
Norcross, GA 30092
Phone (770) 368-9762
Fax (770) 368-7744
POND Project 170762

HGTC GRAND STRAND B200 RENOVATION
743 HEMLOCK AVENUE, MYRTLE BEACH, SC

BUILDING B - REFLECTED CEILING PLAN

SC STATE PROJECT # H59-D715-CA IDC GC Services/H59-N655-CA

SHEET ID
I-133

SHEET OF
BID DOCUMENTS

C:\Revit Local\R2017\HGTC Conway Renovation_CENTRAL_R17_owentS54X2.rvt
8/9/2018 2:52:39 PM

Copyright © 2016 by Pond & Company. All rights reserved. No copying or duplication of these documents is allowed without the express written agreement of Pond & Company.

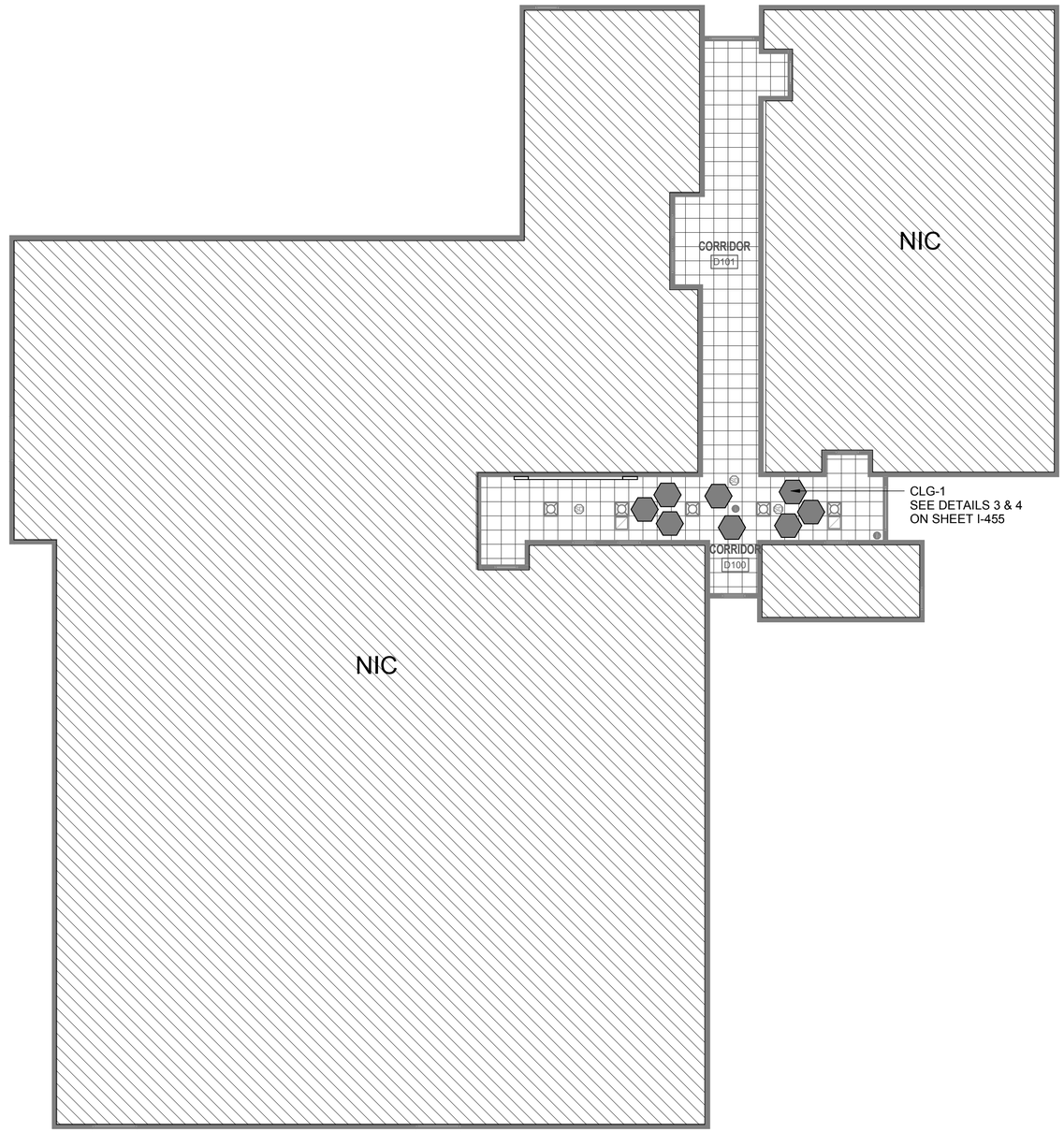

1 BUILDING D REFLECTED CEILING PLAN

SCALE: 1" = 10'-0"

REFLECTED CEILING PLAN LEGEND

- EXISTING 2'-0" x 2'-0" CEILING TILE & GRID TO REMAIN
- NEW GYPSUM BOARD SOFFIT
- EXISTING GYPSUM BOARD SOFFIT
- EXISTING 2' X 4' & 2' X 2' RECESSED FLUORESCENT LIGHT FIXTURE TO REMAIN UNLSESS NOTED
- RECESSED CAN LIGHT FIXTURE - LOBBY ONLY. LED LIGHT. LUMENS TO MATCH BUILDING STANDARDS.
- NEW PENDANT LIGHT FIXTURES
- EXISTING MECHANICAL GRILLS
- EXISTING SMOKE DET, SECURITY CAM, EXIT SIGNS & OTHER CEILING ELEMENTS TO REMAIN
- CLG-1 NEW CEILING CLOUD - LOCATION IS APPROXIMATE. SHALL NOT COVER ANY LIGHTS OR EXISTING LIFE SAFETY ELEMENTS.
- CLG-2 - SEE PLAN FOR ORIENTATION

NOTE: CLG-1 HAVE BEEN FIELD LOCATED. GC TO NOTIFY INTERIOR DESIGNER IF CONFLICT OCCURS. CLG-1 TO BE INSTALLED SO THAT IS DOES NOT INTEREFERE WITH ANY LIGHITNG, LIFE SAFETY, OR HVAC COMPONENTS.

STATE OF SOUTH CAROLINA — POND & COMPANY — COLUMBIA, S.C. — B-98107 — REGISTERED ARCHITECTS

STATE OF SOUTH CAROLINA — LUKE J. JENSEN — ARCHITECT — Columbia, SC — No. 7791 — REGISTERED ARCHITECT

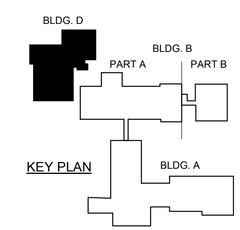

KEY PLAN

N

10 0 10 20

SCALE: 1" = 10' - 0"

HORRY GEORGETOWN TECHNICAL COLLEGE

MARK	DESCRIPTION	DATE

DESIGNED BY: ADS & HMO
DRAWN BY: HMO
CHECKED BY: ADS
SUBMITTED BY:
SIZE: ANSI D
FILE NAME:
ISSUE DATE: 08/09/2018
SOLICITATION NO.:
CONTRACT NO.:
FILE NUMBER:

HORRY GEORGETOWN TECHNICAL COLLEGE
2050 HIGHWAY 501 EAST, CONWAY, SC 29526

POND
3500 Parkway Lane, Suite 600
Norcross, GA 30092
Phone: (678) 336-7150
Fax: (678) 336-7744
JOB NO. L180923

HGTC GRAND STRAND B200
RENOVATION
743 HEMLOCK AVENUE, MYRTLE BEACH, SC

BUILDING D - REFLECTED CEILING PLAN

SC STATE PROJECT # H59-D715-CA IDC GC Services/H59-N655-CA

SHEET ID

I-134

SHEET OF

BID DOCUMENTS

8/9/2018 2:52:39 PM C:\Revit Local\R2017\HGTC Conway Renovation_CENTRAL_R17_cwenhS54X2.rvt

Copyright © 2016 by Pond & Company. All rights reserved. No copying or duplication of these documents is allowed without the express written agreement of Pond & Company.

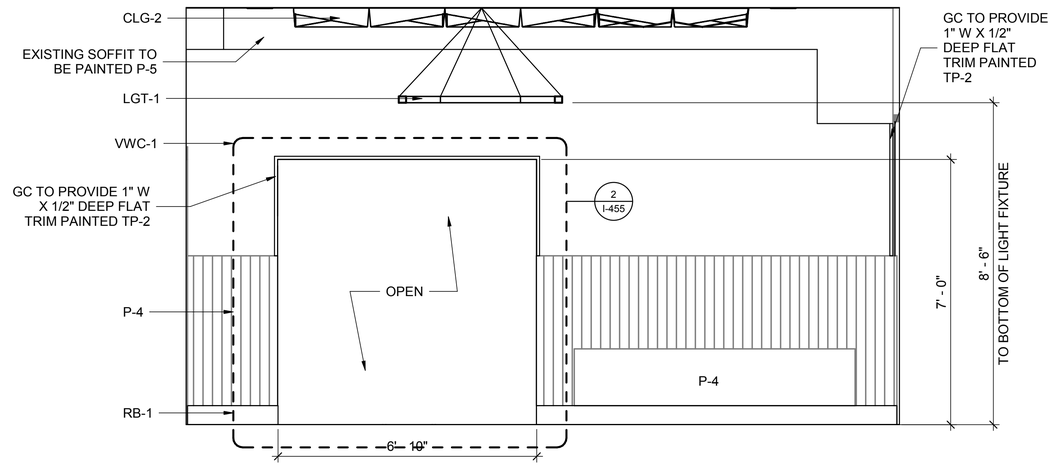

1 ELEVATION - LOBBY A101

SCALE: 1/2" = 1'-0"

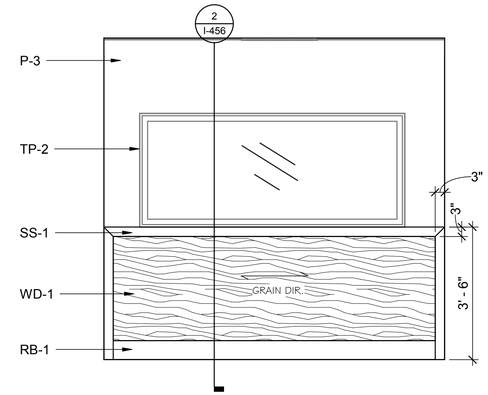

2 ELEVATION - ACCTS. PAYABLE A102

SCALE: 1/2" = 1'-0"

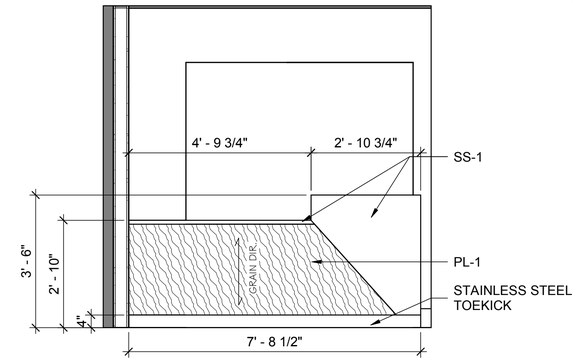

6 ELEVATION - RECEPTION DESK

SCALE: 1/2" = 1'-0"

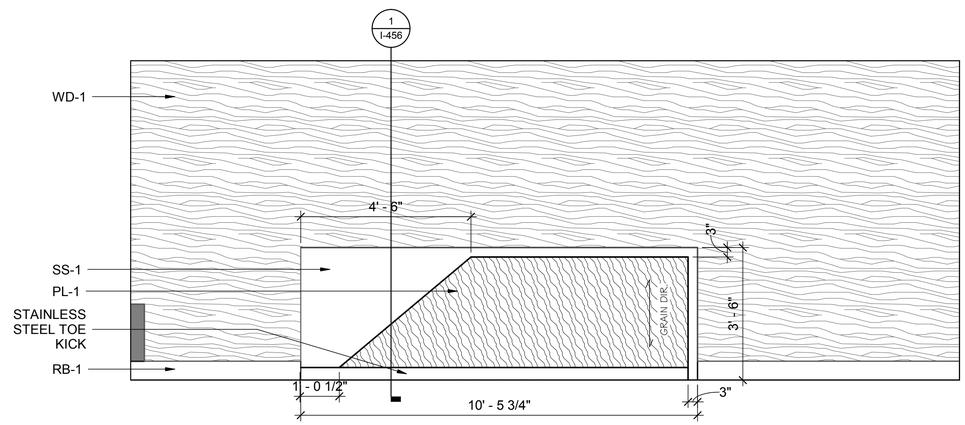

3 ELEVATION - RECEPTION DESK FRONT APPROACH

SCALE: 1/2" = 1'-0"

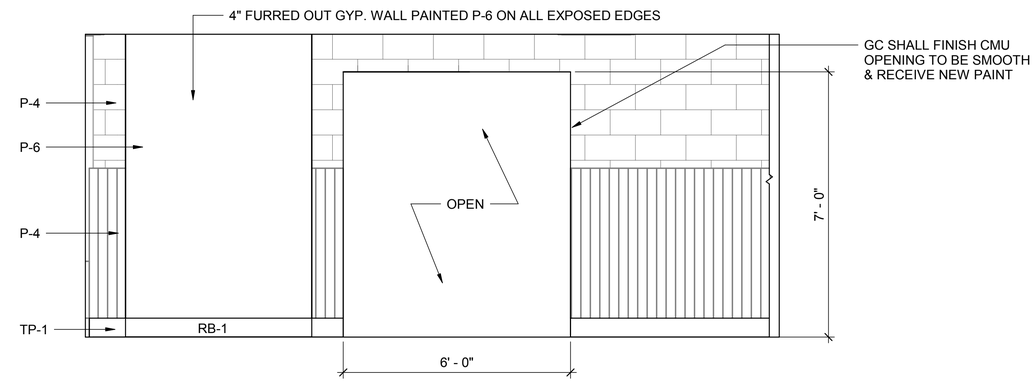

4 ELEVATION - BROCHURE DISPLAY @ CORRIDOR A104

SCALE: 1/2" = 1'-0"

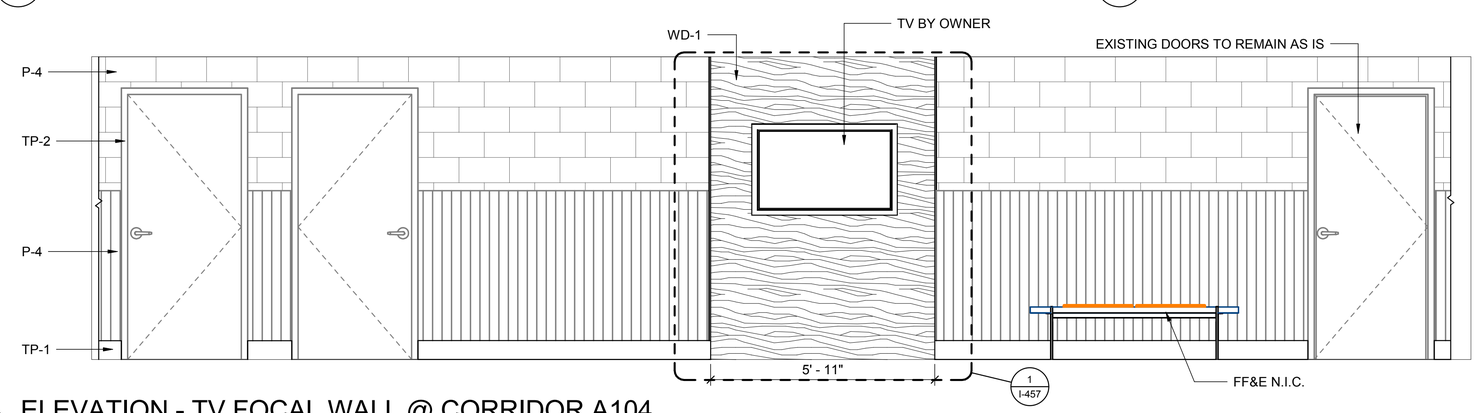

5 ELEVATION - TV FOCAL WALL @ CORRIDOR A104

SCALE: 1/2" = 1'-0"

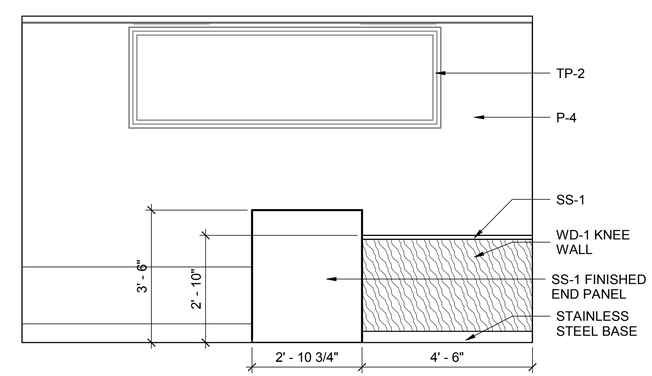

7 ELEVATION - RECEPTION DESK SIDE APPROACH

SCALE: 1/2" = 1'-0"

HORRY GEORGETOWN TECHNICAL COLLEGE

MARK	DESCRIPTION	DATE

DESIGNED BY: ADS & HMO
DRAWN BY: HMO
CHECKED BY: ADS
SUBMITTED BY:
SIZE: ANSI D
FILE NAME:
ISSUE DATE: 08/09/2018
SOLICITATION NO.:
CONTRACT NO.:
FILE NUMBER:

HORRY GEORGETOWN TECHNICAL COLLEGE
2050 HIGHWAY 501 EAST, CONWAY, SC 29526

POND
3900 Parkway Lane, Suite 600
Norcross, GA 30092
Phone: (678) 336-7740
Fax: (678) 336-7744
POND Co. 13025

HGTC GRAND STRAND B200 RENOVATION
743 HEMLOCK AVENUE, MYRTLE BEACH, SC

INTERIOR ELEVATIONS

SC STATE PROJECT # H59-D715-CA IDC GC Services/H59-N655-CA

SHEET ID
I-451

Copyright © 2016 by Pond & Company. All rights reserved. No copying or duplication of these documents is allowed without the express written agreement of Pond & Company.

SHEET OF

BID DOCUMENTS

8/9/2018 2:54:21 PM C:\Revit Local\R2017\HGTC Conway Renovation_CENTRAL_R17_owenhS54X2.rvt

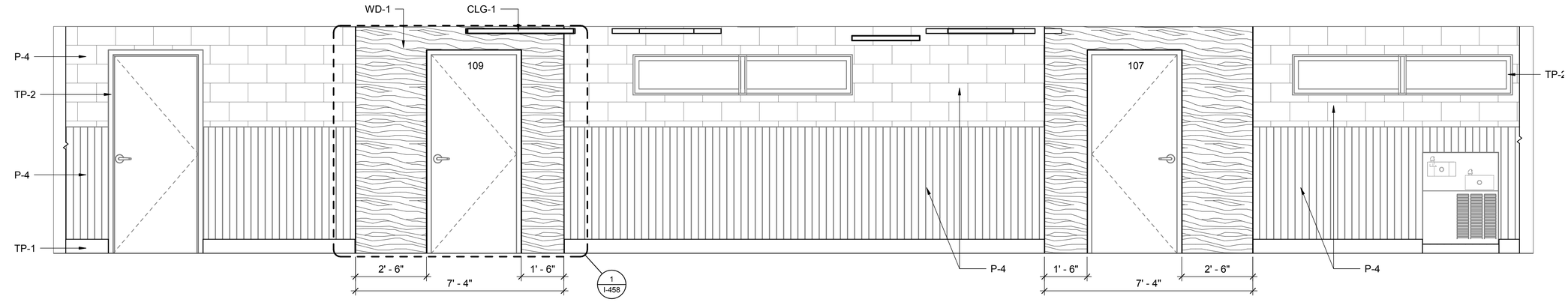

1 ELEVATION - CORRIDOR A104

SCALE: 1/2" = 1'-0"

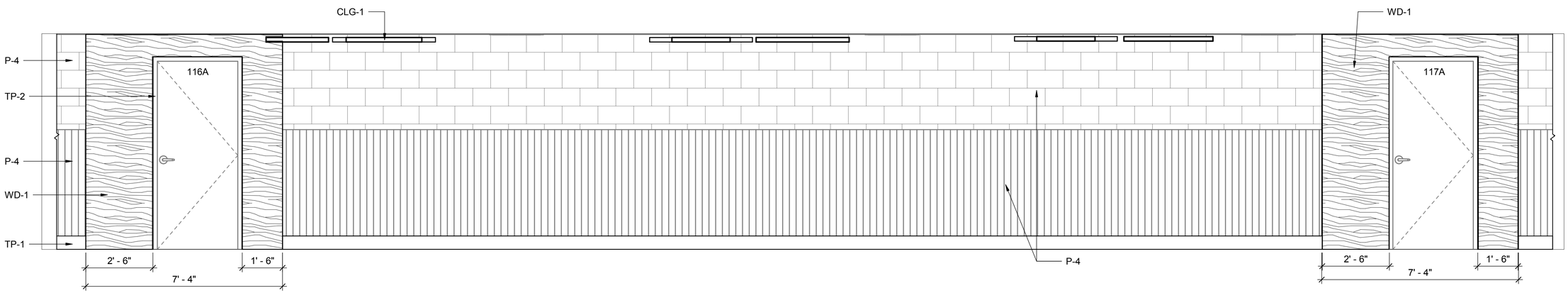

2 ELEVATION - CORRIDOR A106

SCALE: 1/2" = 1'-0"

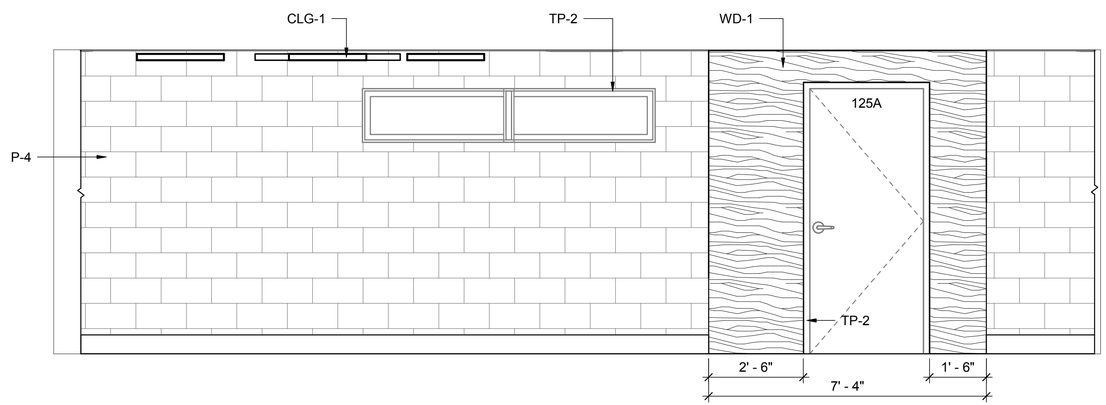

3 ELEVATION - CORRIDOR A107 EAST WALL

SCALE: 1/2" = 1'-0"

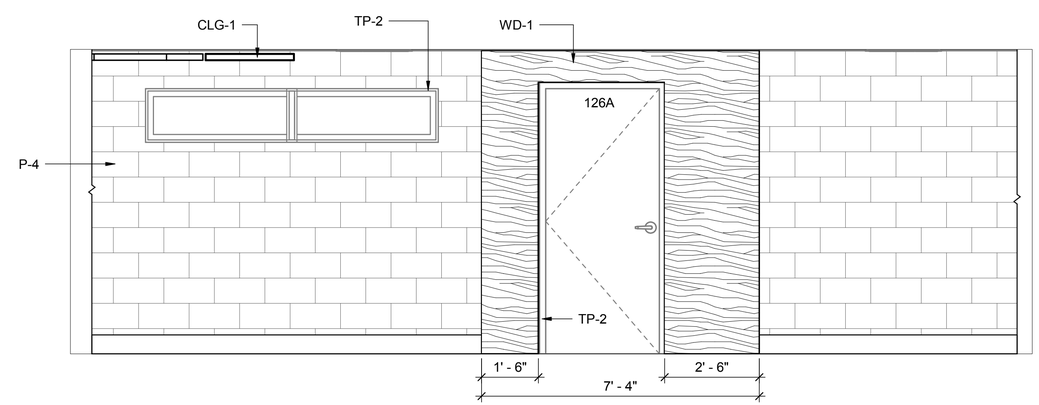

4 ELEVATION - CORRIDOR A107 WEST WALL

SCALE: 1/2" = 1'-0"

HORRY GEORGETOWN TECHNICAL COLLEGE

MARK	DESCRIPTION	DATE

DESIGNED BY: ADS & HMO
DRAWN BY: HMO
CHECKED BY: ADS
SUBMITTED BY: ADS
SIZE: ANSI D
FILE NAME:
ISSUE DATE: 08/09/2018
SOLICITATION NO.:
CONTRACT NO.:
FILE NUMBER:

HORRY GEORGETOWN TECHNICAL COLLEGE
2050 HIGHWAY 501 EAST, CONWAY, SC 29526

POND
3500 Parkway Lane, Suite 800
Norcross, GA 30092
Phone: (678) 336-2205
Fax: (678) 336-7744
ASID No. 1100062

HGTC GRAND STRAND B200
RENOVATION
743 HEMLOCK AVENUE, MYRTLE BEACH, SC

INTERIOR ELEVATIONS

SC STATE PROJECT # H59-D715-CA IDC GC Services\H59-N655-CA

SHEET ID

I-452

SHEET OF

BID DOCUMENTS

C:\Revit Local\R2017\HGTC Conway Renovation_CENTRAL_R17_owenhS54X2.rvt

8/9/2018 2:54:21 PM

Copyright © 2016 by Pond & Company. All rights reserved. No copying or duplication of these documents is allowed without the express written agreement of Pond & Company.

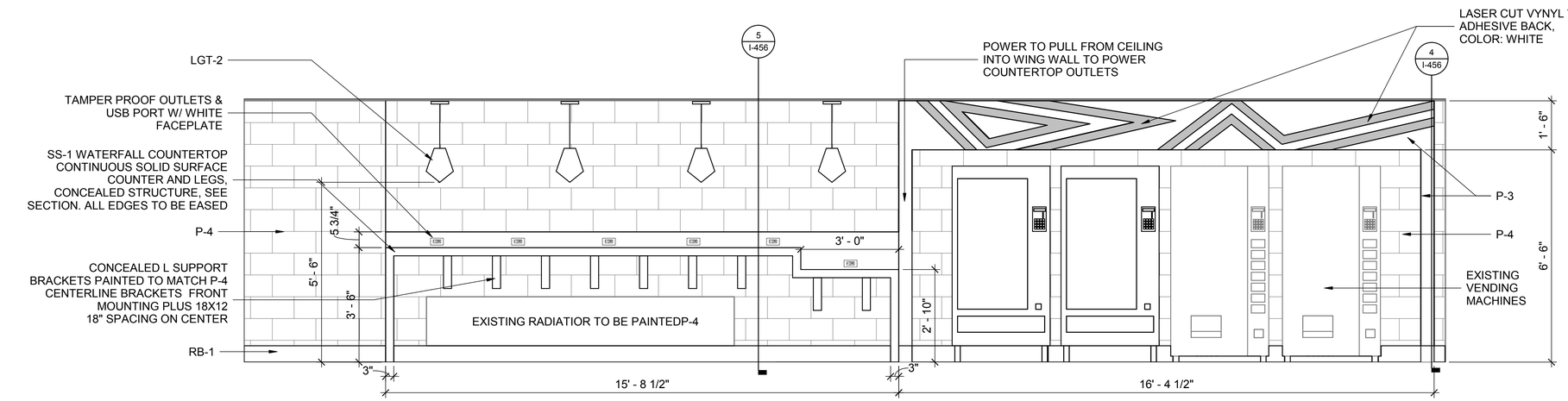

1 ELEVATION - STUDENT VENDING AREA B101

SCALE: 1/2" = 1'-0"

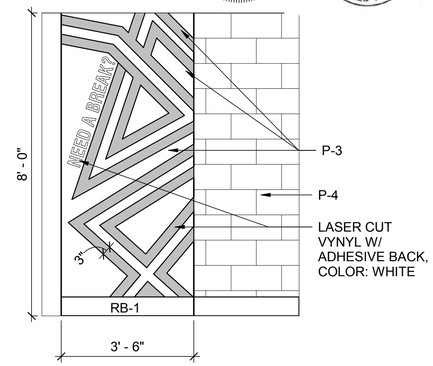

2 ELEVATION -GRAPHIC

SCALE: 1/2" = 1'-0"

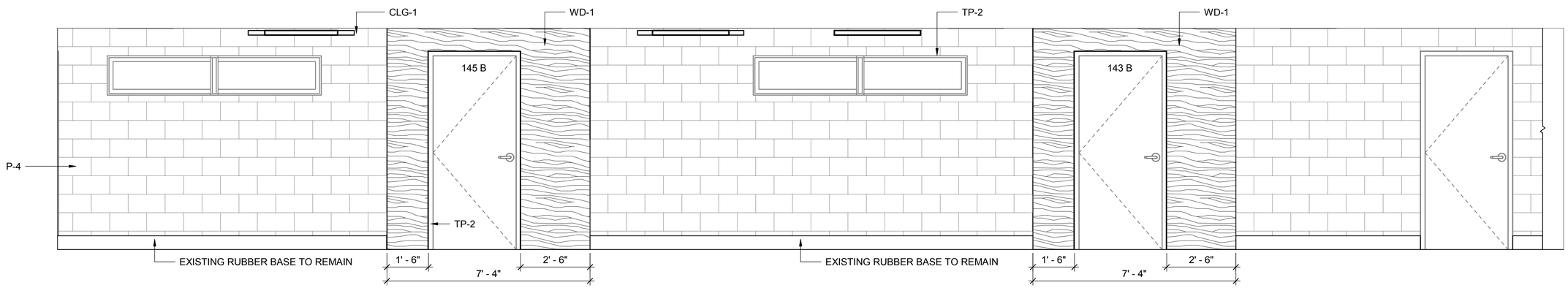

3 ELEVATION - CORRIDOR B102 - PART 1

SCALE: 1/2" = 1'-0"

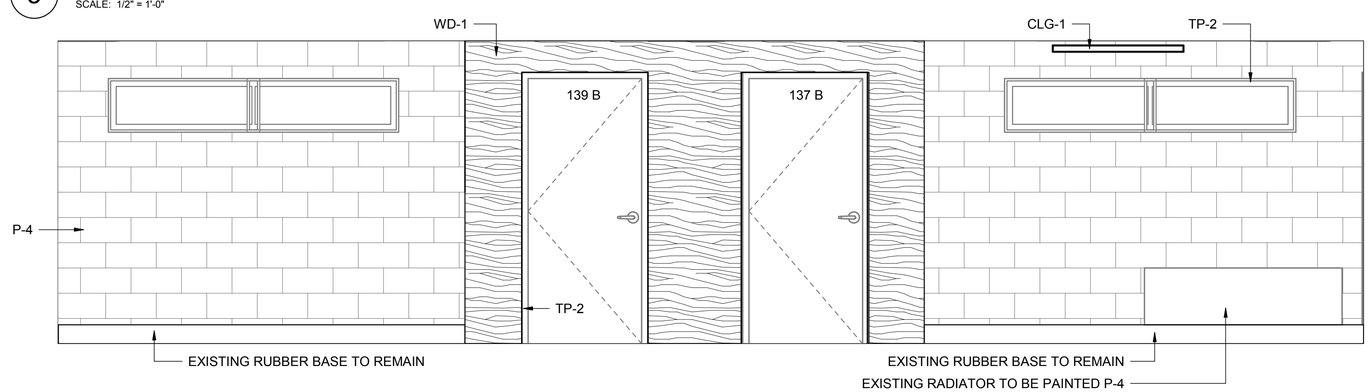

4 ELEVATION - CORRIDOR B102 - PART 2

SCALE: 1/2" = 1'-0"

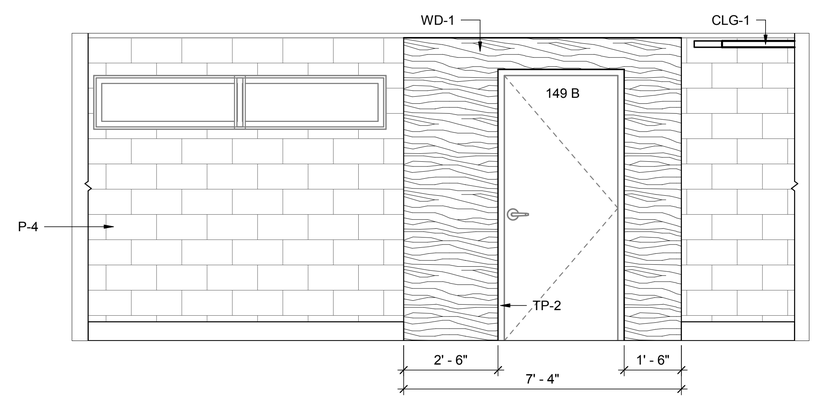

5 ELEVATION - CORRIDOR B103

SCALE: 1/2" = 1'-0"

HORRY GEORGETOWN TECHNICAL COLLEGE

MARK	DESCRIPTION	DATE

DESIGNED BY: ADS & HMO
DRAWN BY: HMO
CHECKED BY: ADS
SUBMITTED BY:
SIZE: ANSI D
FILE NAME:
ISSUE DATE: 08/09/2018
SOLICITATION NO.:
CONTRACT NO.:
FILE NUMBER:

HORRY GEORGETOWN TECHNICAL COLLEGE
2050 HIGHWAY 501 EAST, CONWAY, SC 29526

POND
3550 Parkway Lane, Suite 600
Norcross, GA 30092
Phone: (678) 336-2050
Fax: (678) 336-7744
POND PROJECT #: 178262

HGTC GRAND STRAND B200 RENOVATION
743 HEMLOCK AVENUE, MYRTLE BEACH, SC

INTERIOR ELEVATIONS

SC STATE PROJECT # H59-D715-CA IDC GC Services/H59-N655-CA

SHEET ID

I-453

SHEET OF

BID DOCUMENTS

C:\Revit Local\R2017\HGTC Conway Renovation_CENTRAL_R17_owenhS54X2.rvt

8/9/2018 2:54:22 PM

Copyright © 2016 by Pond & Company. All rights reserved. No copying or duplication of these documents is allowed without the express written agreement of Pond & Company.

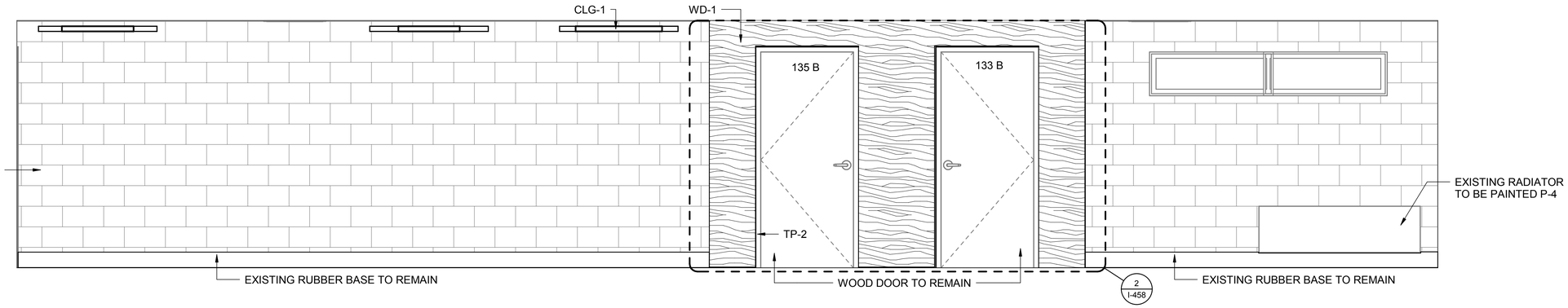

1 ELEVATION - CORRIDOR B105

SCALE: 1/2" = 1'-0"

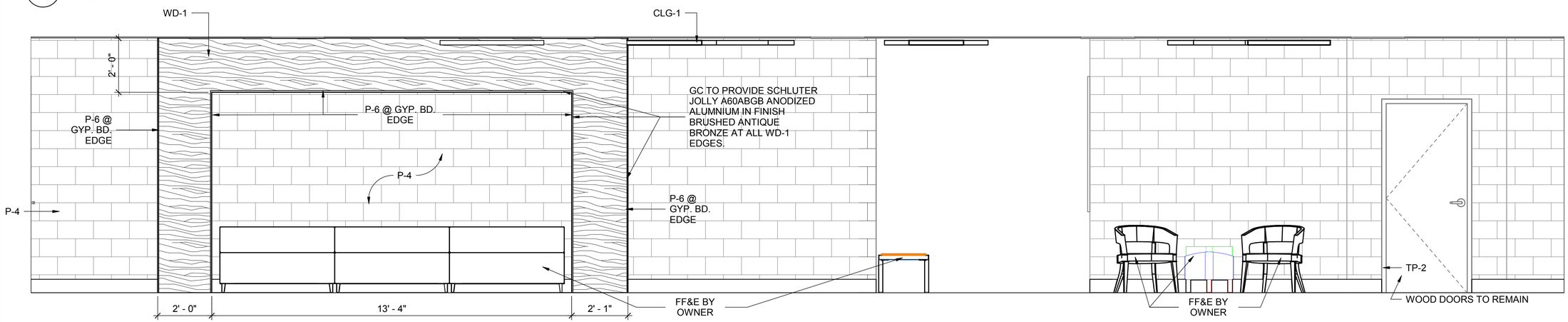

2 ELEVATION - CORRIDOR D100

SCALE: 1/2" = 1'-0"

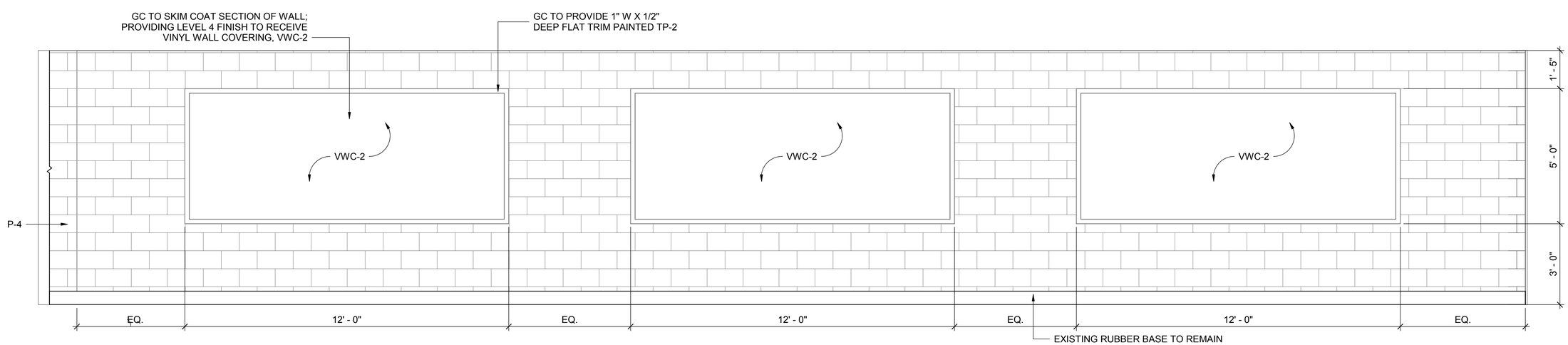

3 ELEVATION - CORRIDOR D101

SCALE: 1/2" = 1'-0"

HORRY GEORGETOWN TECHNICAL COLLEGE

MARK	DESCRIPTION	DATE

DESIGNED BY: ADS & HMO
DRAWN BY: HMO
CHECKED BY: ADS
SUBMITTED BY:
SIZE: ANSI D
FILE NAME:

ISSUE DATE: 08/09/2018
SOLICITATION NO.:
CONTRACT NO.:
FILE NUMBER:

HORRY GEORGETOWN TECHNICAL COLLEGE
2050 HIGHWAY 501 EAST, CONWAY, SC 29526

POND
3800 Parkway Lane, Suite 600
Norcross, GA 30092
Phone (770) 368-2040
Fax (770) 368-7744
POND Project 170025

HGTC GRAND STRAND B200
RENOVATION
743 HEMLOCK AVENUE, MYRTLE
BEACH, SC

INTERIOR ELEVATIONS

SC STATE PROJECT # H59-D715-CA IDC GC Services/H59-N655-CA

SHEET ID

I-454

8/9/2018 2:54:22 PM C:\Revit Local\R2017\HGTC Conway Renovation_CENTRAL_R17_owenhS54X2.rvt

Copyright © 2016 by Pond & Company. All rights reserved. No copying or duplication of these documents is allowed without the express written agreement of Pond & Company.

SHEET OF

BID DOCUMENTS

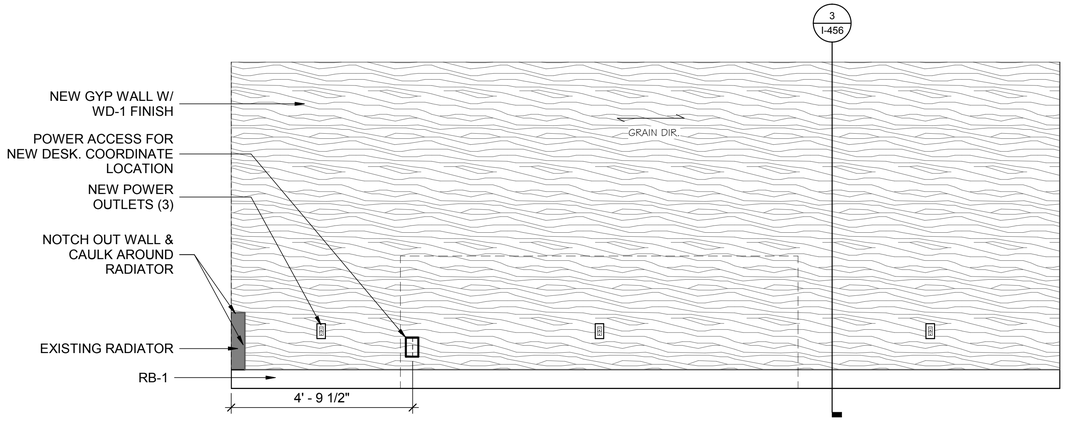

1 ELEVATION - FURRED OUT WALL

SCALE: 1/2" = 1'-0"

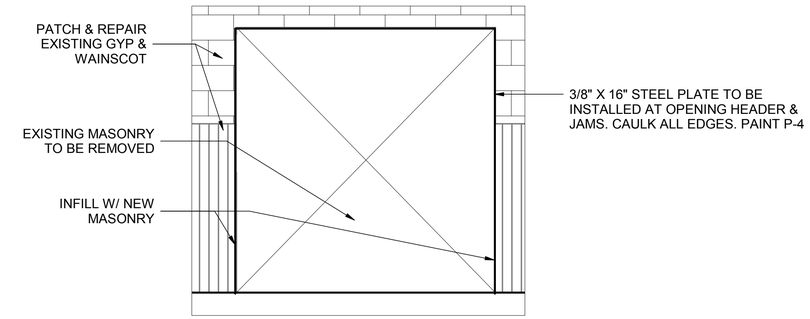

2 TYPICAL MASONRY OPENING

SCALE: 1/2" = 1'-0"

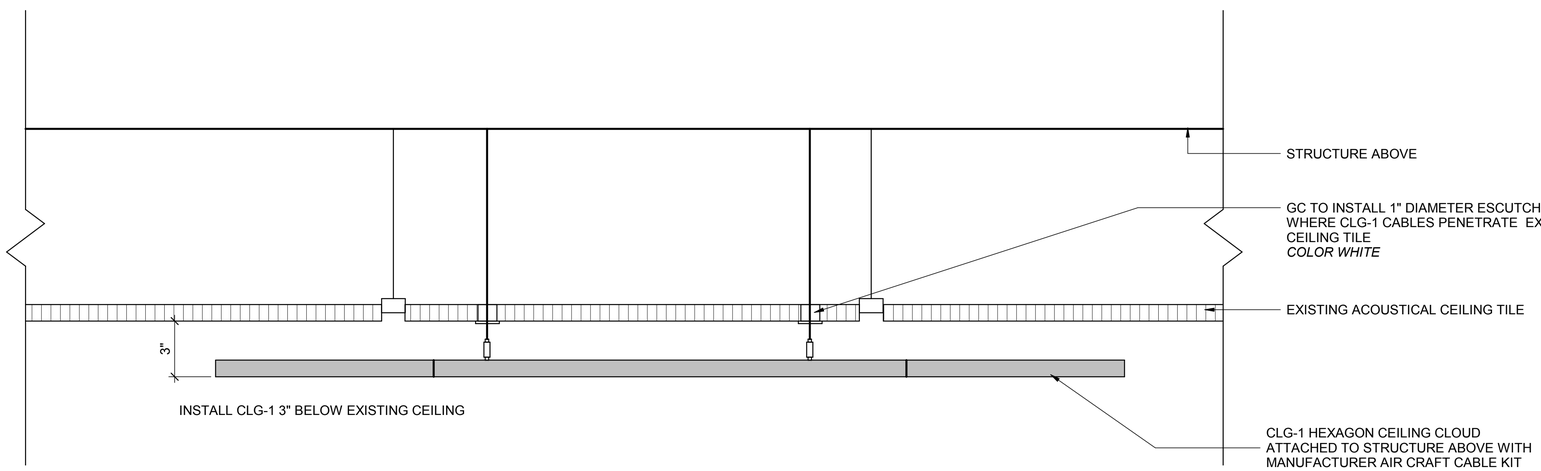

3 TYPICAL CEILING CLOUD INSTALLATION - CLG-1

SCALE: 3" = 1'-0"

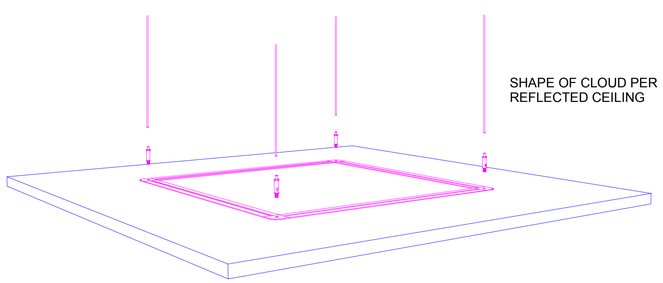

4 CLG-1 TYPICAL CABLE KIT INSTALLATION

SCALE: N.T.S.

HORRY GEORGETOWN TECHNICAL COLLEGE

MARK	DESCRIPTION	DATE

ISSUE DATE: 08/09/2018
SOLICITATION NO.:
CONTRACT NO.:
FILE NUMBER:
DESIGNED BY: ADS & HMO
DRAWN BY: HMO
CHECKED BY: ADS
SUBMITTED BY:
SIZE: ANSI D
FILE NAME:

HORRY GEORGETOWN TECHNICAL COLLEGE
2050 HIGHWAY 501 EAST, CONWAY, SC 29526

POND
3650 Parkway Lane, Suite 600
Norcross, GA 30092
Phone: (678) 336-7150
Fax: (678) 336-7744
POND.COM

HGTC GRAND STRAND B200 RENOVATION
743 HEMLOCK AVENUE, MYRTLE BEACH, SC

INTERIOR ELEVATIONS & CEILING DETAILS

SC STATE PROJECT # H59-D715-CA IDC GC Services/H59-N655-CA

SHEET ID

I-455

STATE OF SOUTH CAROLINA — POND & COMPANY — COLUMBIA, S.C. B-9107 — REGISTERED ARCHITECTS

STATE OF SOUTH CAROLINA — LUKE H. EMERSON McCRARY — Columbia, SC — No. 7791 — REGISTERED ARCHITECT

8/9/2018 2:54:23 PM C:\Revit Local\R2017\HGTC Conway Renovation_CENTRAL_R17_overnhS54X2.rvt

Copyright © 2016 by Pond & Company. All rights reserved. No copying or duplication of these documents is allowed without the express written agreement of Pond & Company.

SHEET OF

BID DOCUMENTS

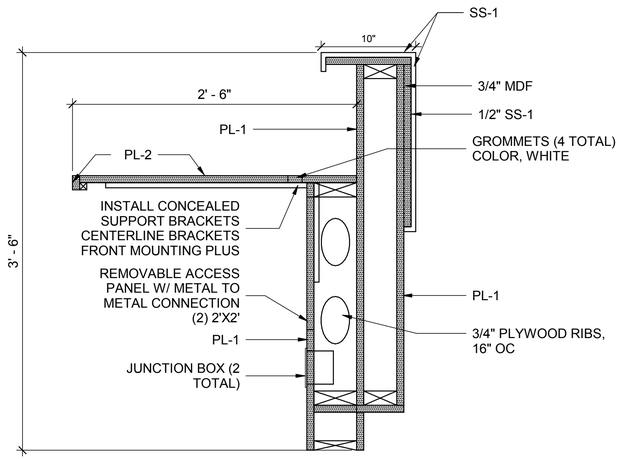

1 SECTION - RECEPTION DESK FRONT

SCALE: 1 1/2" = 1'-0"

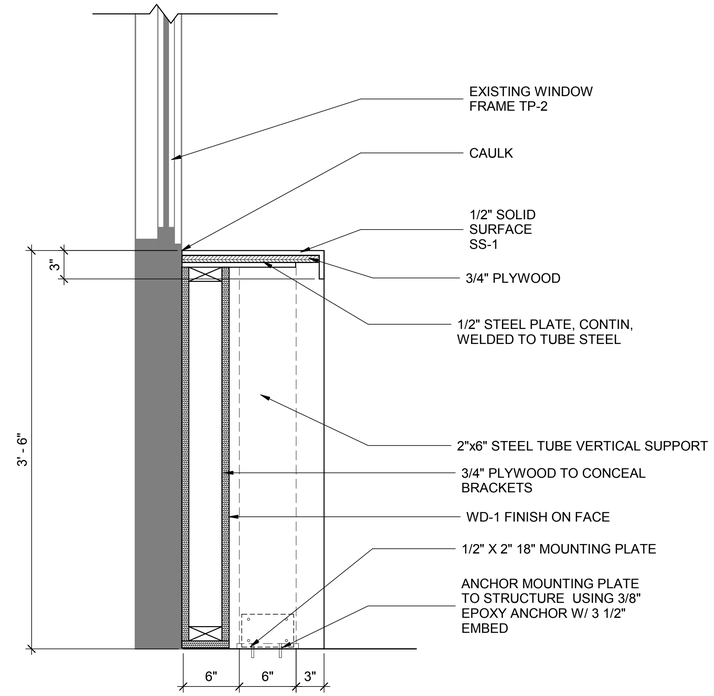

2 SECTION - TRANSACTION COUNTER

SCALE: 1 1/2" = 1'-0"

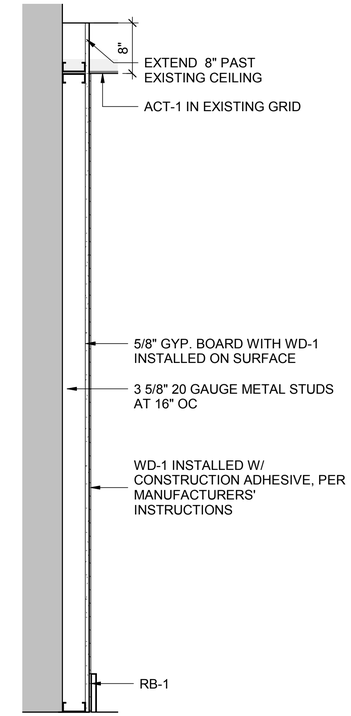

3 SECTION - FURRED OUT WALL

SCALE: 1" = 1'-0"

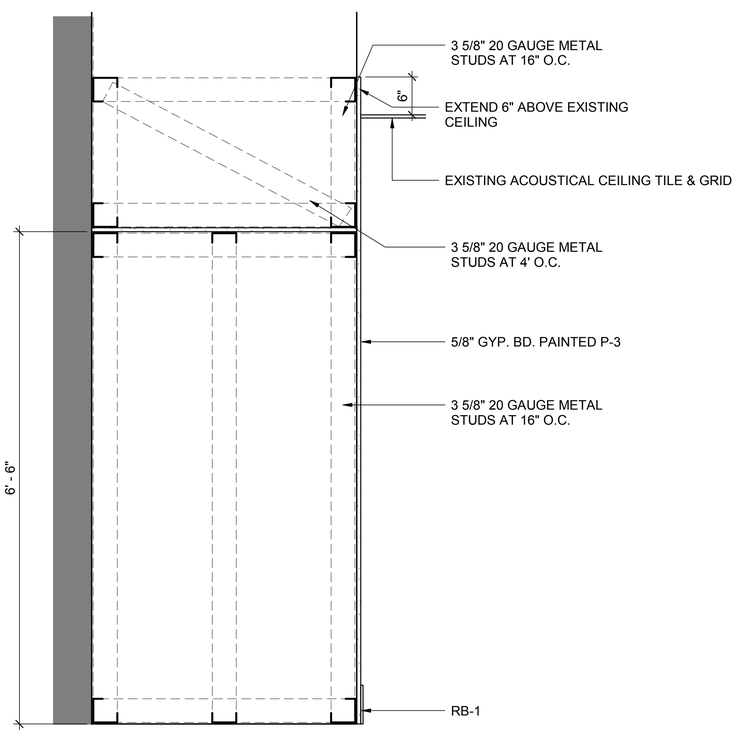

4 SECTION VENDING WING WALL & SOFFIT

SCALE: 1" = 1'-0"

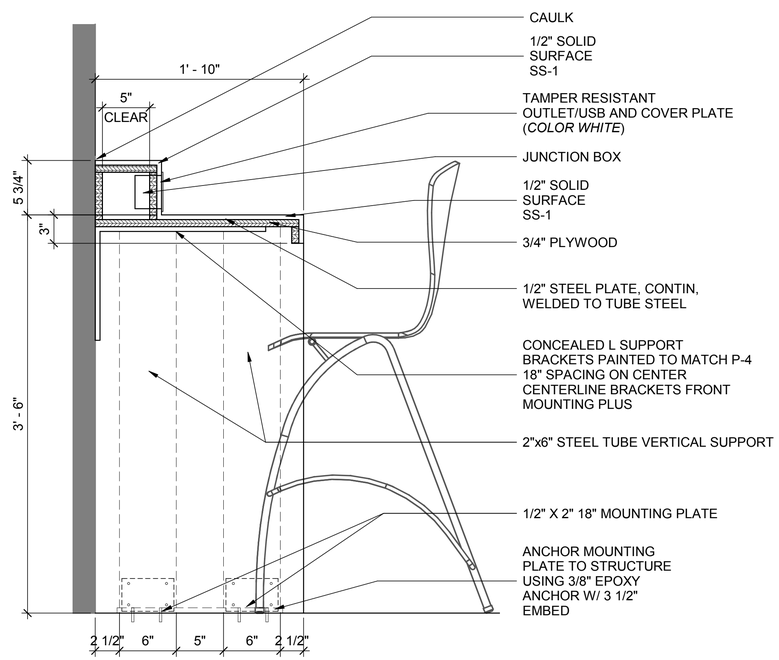

5 SECTION - WATERFALL COUNTER

SCALE: 1 1/2" = 1'-0"



HORRY GEORGETOWN TECHNICAL COLLEGE

MARK	DESCRIPTION	DATE

DESIGNED BY: ADS & HMO
DRAWN BY: HMO
CHECKED BY: ADS
SUBMITTED BY:
SIZE: ANSI D
FILE NAME:
ISSUE DATE: 08/09/2018
SOLICITATION NO.:
CONTRACT NO.:
FILE NUMBER:

HORRY GEORGETOWN TECHNICAL COLLEGE
2050 HIGHWAY 501 EAST, CONWAY, SC 29526

POND
3500 Parkway Lane, Suite 500
Norcross, GA 30092
Phone (770) 449-7652
Fax (770) 449-7744
(803) 799-9801

HGTC GRAND STRAND B200
RENOVATION
743 HEMLOCK AVENUE, MYRTLE BEACH, SC

INTERIOR SECTIONS & DETAILS

SC STATE PROJECT # H59-D715-CA IDC GC Services/H59-N655-CA

SHEET ID

I-456

SHEET OF

BID DOCUMENTS

C:\Revit Local\R2017\HGTC Conway Renovation_CENTRAL_R17_owenhS54X2.rvt

8/9/2018 2:54:23 PM

Copyright © 2016 by Pond & Company. All rights reserved. No copying or duplication of these documents is allowed without the express written agreement of Pond & Company.

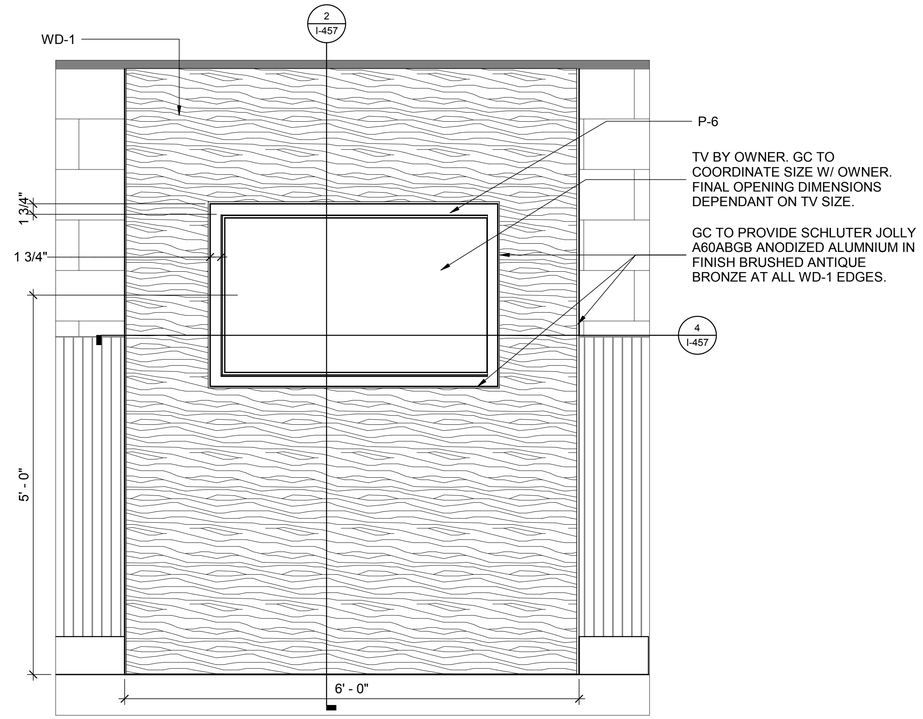

1 ELEVATION - TV FOCAL WALL DETAILS @ CORRIDOR A104

SCALE: 1" = 1'-0"

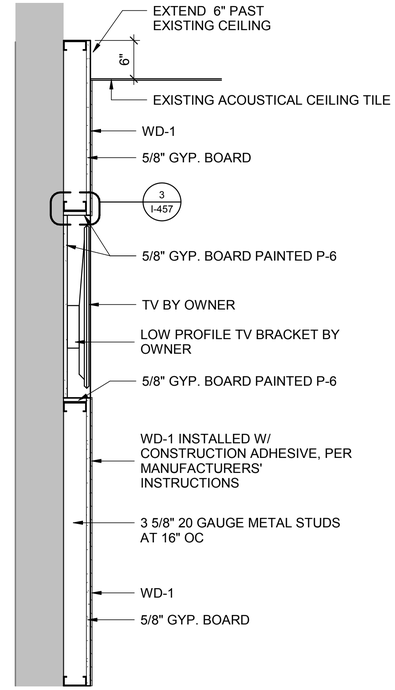

2 VERTICAL SECTION - TV FOCAL WALL

SCALE: 1" = 1'-0"

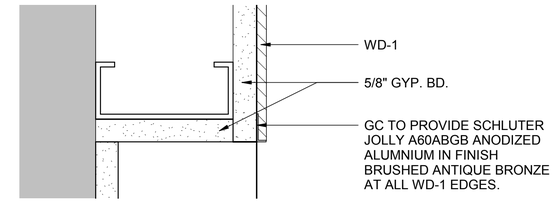

3 TYPICAL SCHLUTER DETAIL @ WD-1

SCALE: 6" = 1'-0"

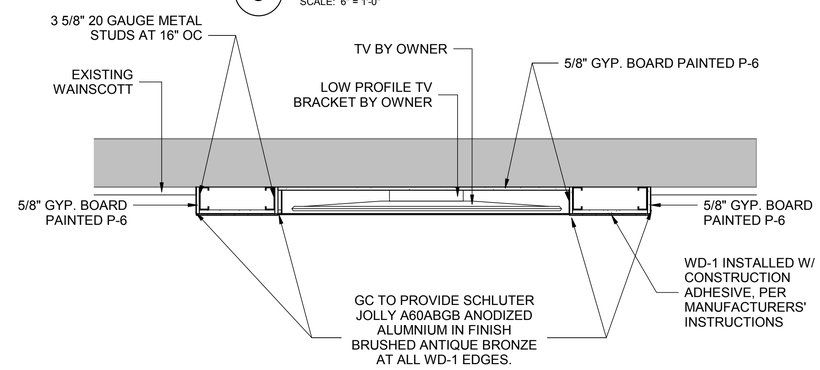

4 HORIZONTAL SECTION - TV FOCAL WALL

SCALE: 1" = 1'-0"

HORRY GEORGETOWN TECHNICAL COLLEGE

MARK	DESCRIPTION	DATE

ISSUE DATE: 08/09/2018
SOLICITATION NO.:
CONTRACT NO.:
FILE NUMBER:
FILE NAME:
DESIGNED BY: ADS & HMO
DRAWN BY: HMO
CHECKED BY: ADS
SUBMITTED BY:
SIZE: ANSI D

HORRY GEORGETOWN TECHNICAL COLLEGE
2050 HIGHWAY 501 EAST, CONWAY, SC 29526

POND
3500 Parkway Lane, Suite 600
Norcross, GA 30092
Phone: (678) 336-7150
Fax: (678) 336-7744
JOB NO. 170903

HGTC GRAND STRAND B200
RENOVATION
743 HEMLOCK AVENUE, MYRTLE BEACH, SC

INTERIOR SECTIONS & DETAILS

SC STATE PROJECT # H59-D715-CA IDC GC Services\H59-N655-CA

SHEET ID

I-457

POND & COMPANY COLUMBIA, S.C. B-8107 REGISTERED ARCHITECTS STATE OF SOUTH CAROLINA

LUKE J. EMERSON ALGEMAR Columbia, SC No. 7791 STATE OF SOUTH CAROLINA REGISTERED ARCHITECT

8/9/2018 2:54:23 PM C:\Revit Local\R2017\HGTC Conway Renovation_CENTRAL_R17_cwemhS54X2.rvt

Copyright © 2016 by Pond & Company. All rights reserved. No copying or duplication of these documents is allowed without the express written agreement of Pond & Company.

SHEET OF

BID DOCUMENTS

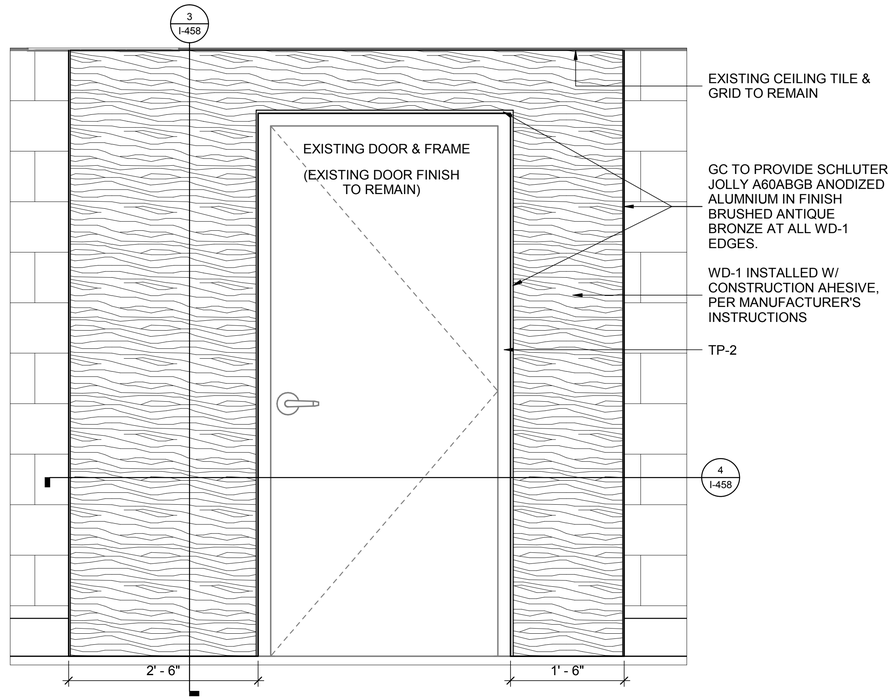

1 ELEVATION - TYPICAL SINGLE DOOR SURROUND

SCALE: 1" = 1'-0"

SIMILAR:107A, 109, 116A, 117A, 125A, 126, 143B, 145B, 149B

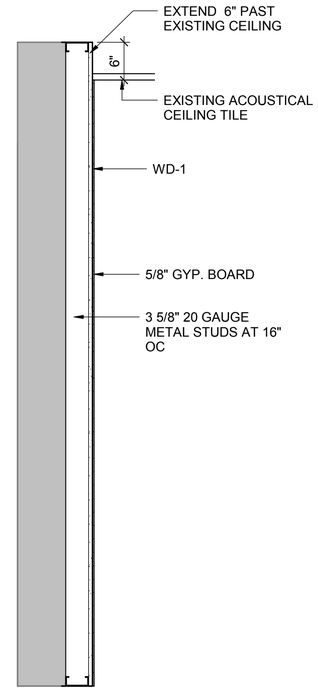

3 SECTION - TYPICAL DOOR SURROUND

SCALE: 1" = 1'-0"

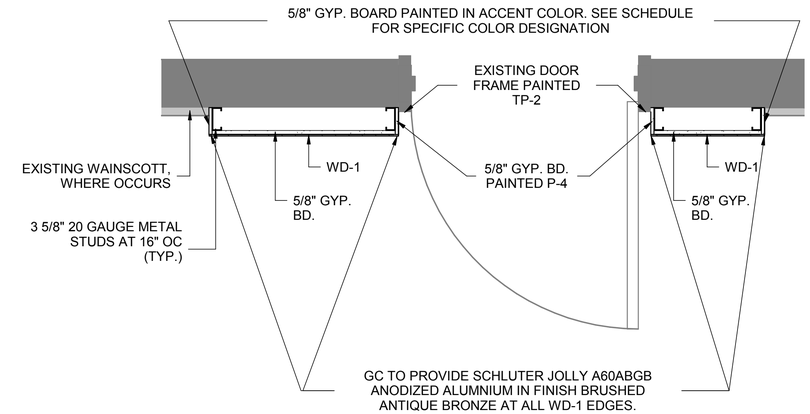

4 HORIZONTAL SECTION - TYP. SINGLE DOOR SURROUND

SCALE: 1" = 1'-0"

ACCENT PAINT AT DOOR SURROUNDS

SINGLE DOORS	PAINT TAGS
107 A	P-1
109 A	P-2
116 A	P-3
117 A	P-3
125 A	P-1
126 A	P-2
143 B	P-3
145 B	P-1
149 B	P-2
DOUBLE DOORS	
133 B	P-1
135 B	P-1
137 B	P-2
139 B	P-2

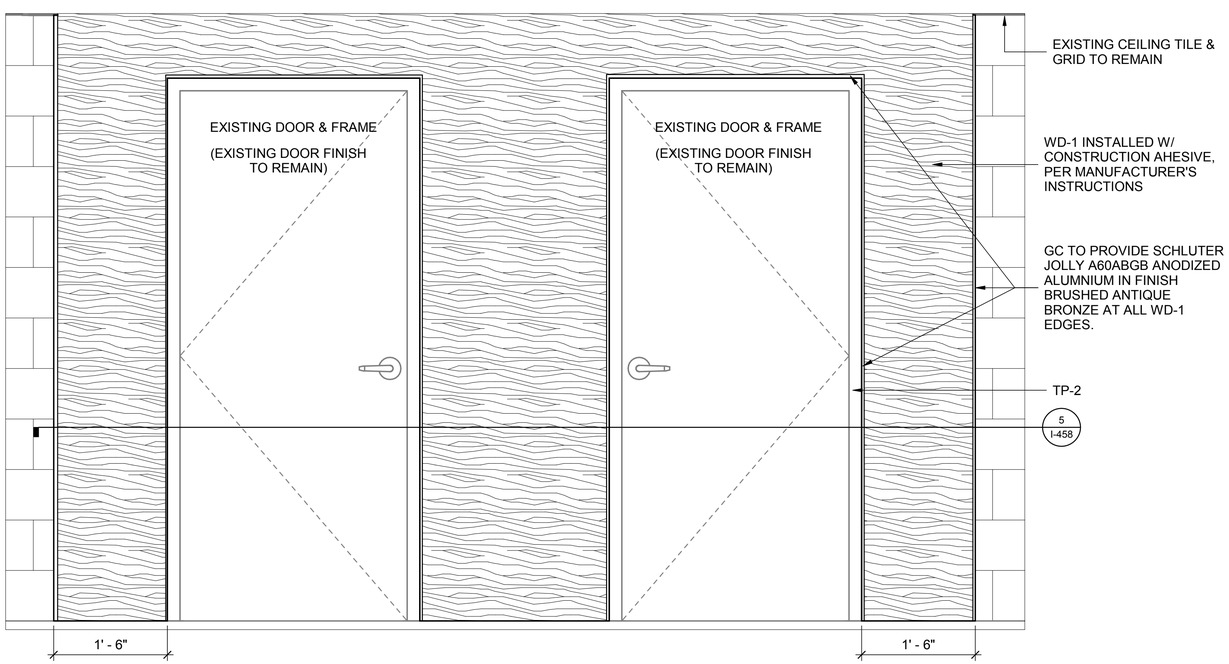

2 EXISTING - TYPICAL DOUBLE DOOR SURROUND

SCALE: 1" = 1'-0"

SIMILAR:133B, 135B, 137B, 139B

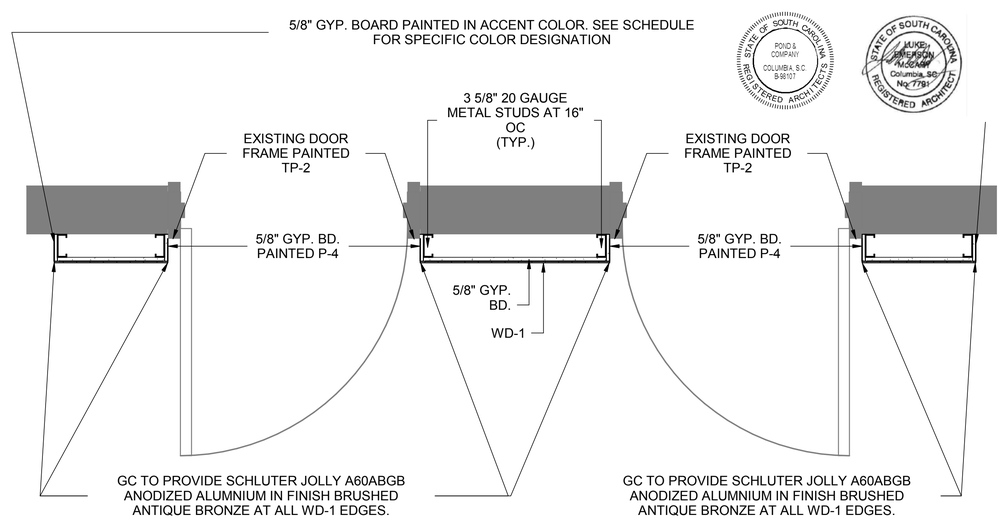

5 HORIZONTAL SECTION - TYP. DOUBLE DOOR SURROUND

SCALE: 1" = 1'-0"

HORRY GEORGETOWN TECHNICAL COLLEGE

MARK	DESCRIPTION	DATE

ISSUE DATE: 08/09/2018
SOLICITATION NO.:
CONTRACT NO.:
FILE NUMBER:
DESIGNED BY: ADS & HMO
DRAWN BY: HMO
CHECKED BY: ADS
SUBMITTED BY:
SIZE: ANSI D
FILE NAME:

HORRY GEORGETOWN TECHNICAL COLLEGE
2050 HIGHWAY 501 EAST, CONWAY, SC 29526

POND
3500 Parkway Lane, Suite 600
Norcross, GA 30092
Phone: (678) 336-2040
Fax: (678) 336-7744
JOB NO. 17.0262.00

STATE OF SOUTH CAROLINA — POND & COMPANY — COLUMBIA, S.C. B-9810T — REGISTERED ARCHITECTS

STATE OF SOUTH CAROLINA — MIKE EMERSON — Columbia, SC — No. 7781 — REGISTERED ARCHITECT

HGTC GRAND STRAND B200 RENOVATION
743 HEMLOCK AVENUE, MYRTLE BEACH, SC

INTERIOR SECTIONS & DETAILS

SC STATE PROJECT # H59-D715-CA IDC GC ServicesH59-N655-CA

SHEET ID

I-458

C:\Revit Local\R2017\HGTC Conway Renovation_CENTRAL_R17_owenhS54X2.rvt

8/9/2018 2:54:24 PM

Copyright © 2016 by Pond & Company. All rights reserved. No copying or duplication of these documents is allowed without the express written agreement of Pond & Company.

SHEET OF

BID DOCUMENTS

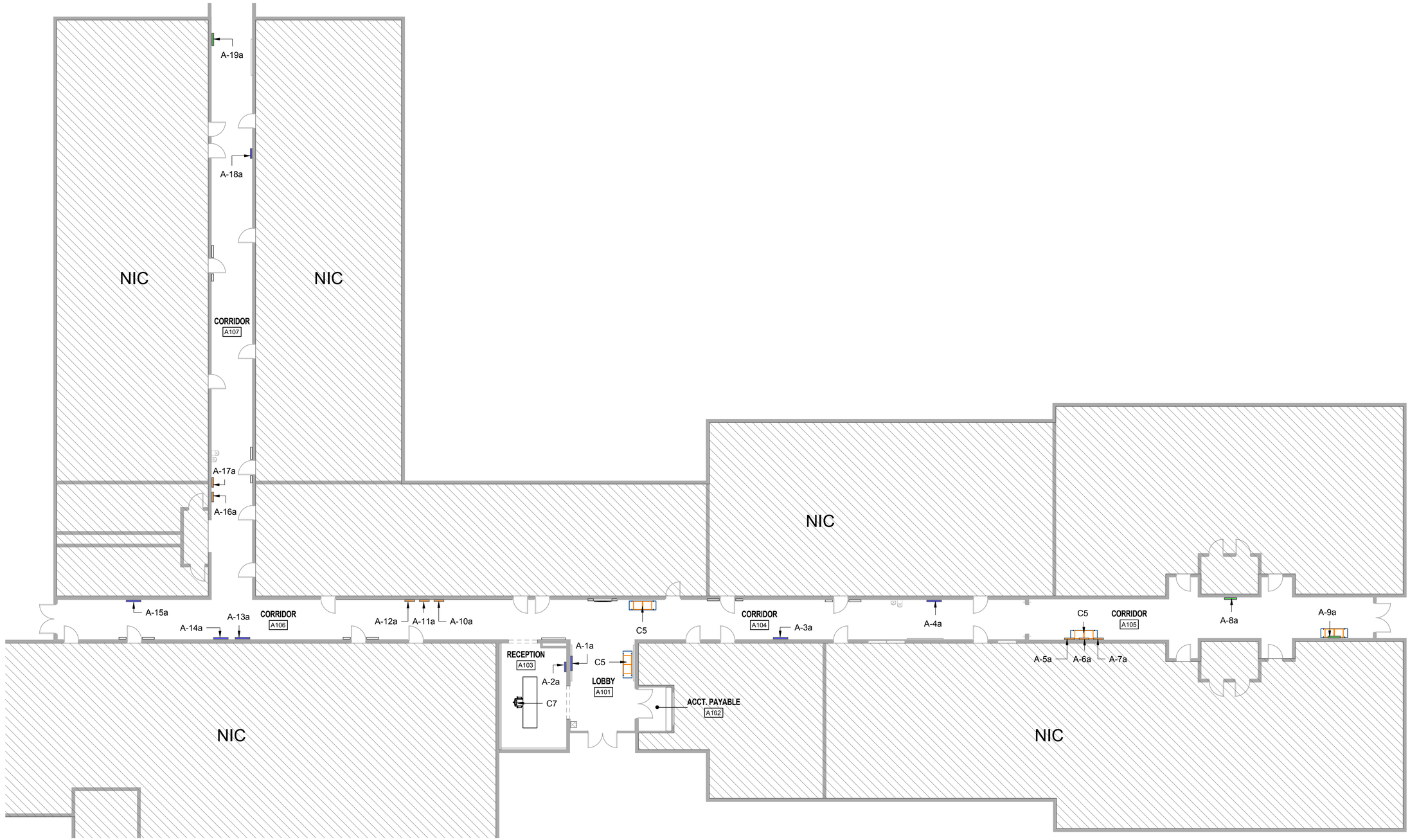

1 BUILDING A FURNITURE PLAN - FF&E BY OWNER

SCALE: 1" = 10'-0"

POND & COMPANY COLUMBIA, S.C. S-0107 STATE OF SOUTH CAROLINA REGISTERED ARCHITECT

JUKE JENKINS LICENSE Columbia, SC No. 7791 STATE OF SOUTH CAROLINA REGISTERED ARCHITECT

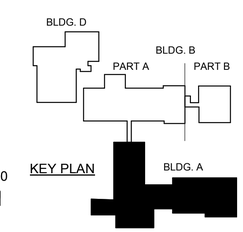

KEY PLAN

N

10 0 10 20

SCALE: 1" = 10' - 0"

HORRY GEORGETOWN TECHNICAL COLLEGE

MARK	DESCRIPTION	DATE

DESIGNED BY: ADS & HMO
DRAWN BY: HMO
CHECKED BY: ADS
SUBMITTED BY:
SIZE: ANSI D
FILE NAME:
ISSUE DATE: 08/09/2018
SOLICITATION NO.:
CONTRACT NO.:
FILE NUMBER:

HORRY GEORGETOWN TECHNICAL COLLEGE
2050 HIGHWAY 501 EAST, CONWAY, SC 29526

POND
3500 Parkway Lane, Suite 600
Norcross, GA 30092
Phone: (678) 336-2040
Fax: (678) 336-2744
www.pondinc.com
JOB NO. 170829

HGTC GRAND STRAND B200
RENOVATION
743 HEMLOCK AVENUE, MYRTLE BEACH, SC

BUILDING A - FURNITURE PLAN

SC STATE PROJECT # H59-D715-CA IDC GC Services/H59-N655-CA

SHEET ID

IF-101

8/9/2018 2:52:44 PM C:\Revit Local\R2017\HGTC Conway Renovation_CENTRAL_R17_owenhS54X2.rvt

Copyright © 2016 by Pond & Company. All rights reserved. No copying or duplication of these documents is allowed without the express written agreement of Pond & Company.

SHEET OF

BID DOCUMENTS

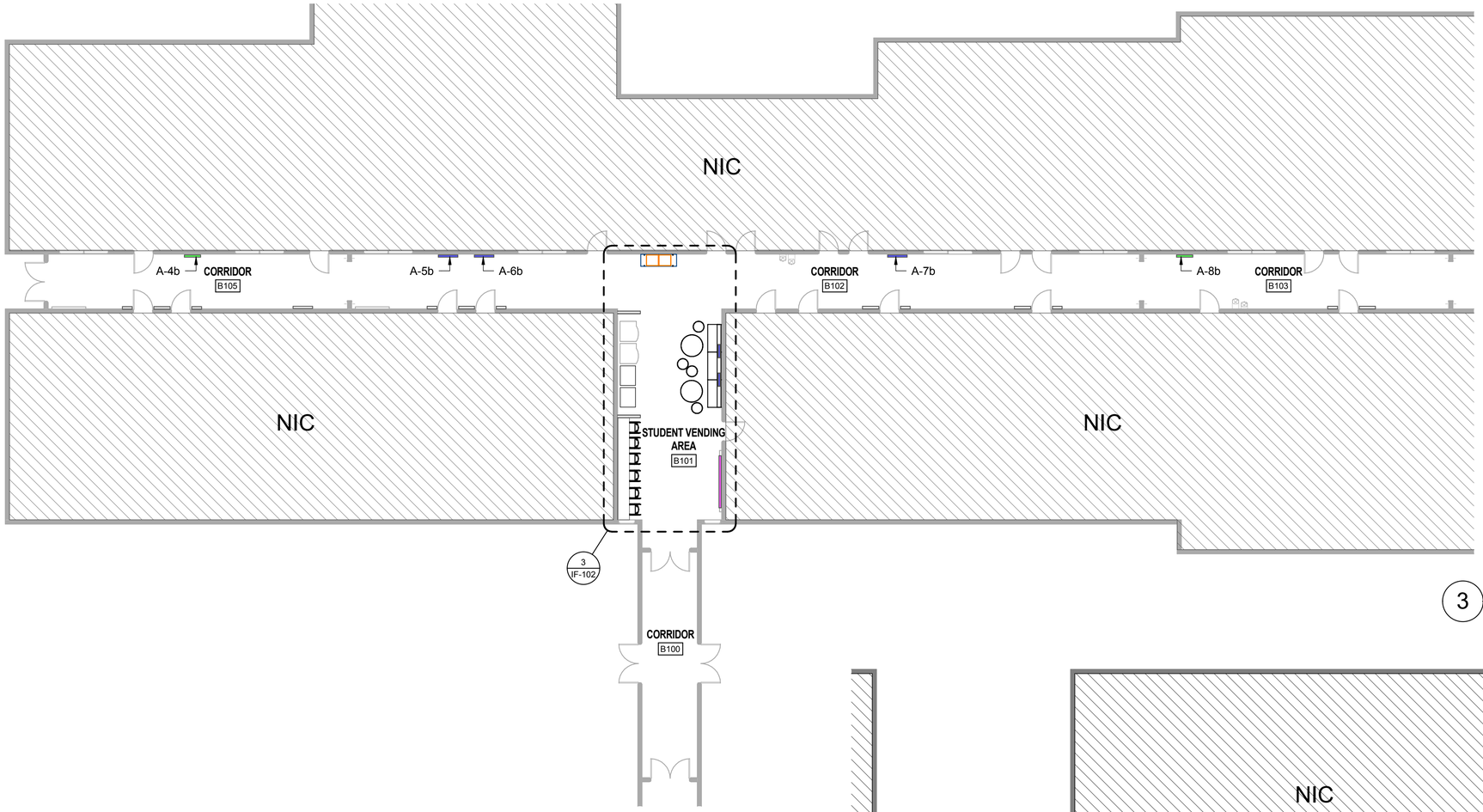

1 BUILDING B FURNITURE PLAN - PART A

SCALE: 1" = 10'-0"

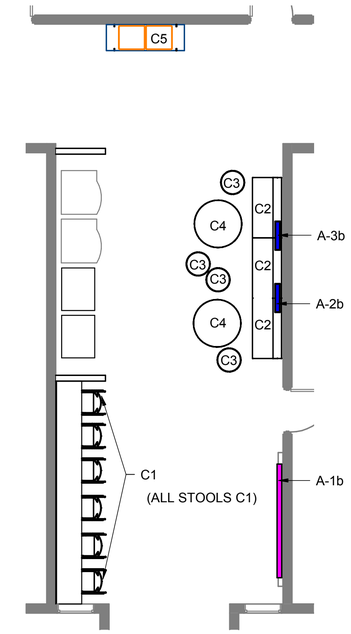

3 FURNITURE PLAN - ENLARGED VIEW

SCALE: 3/16" = 1'-0"

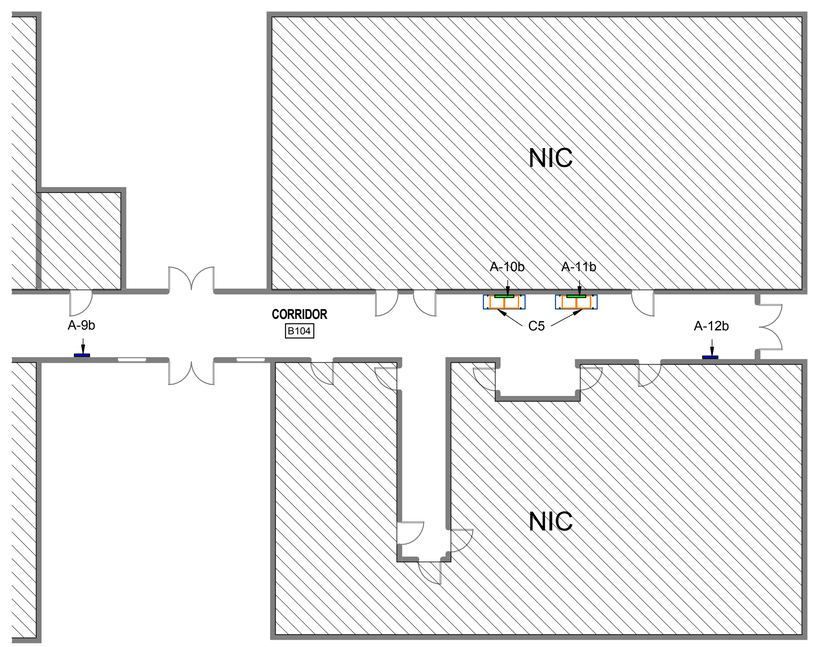

2 BUILDING B FURNITURE PLAN - PART B

SCALE: 1" = 10'-0"

FF&E BY OWNER

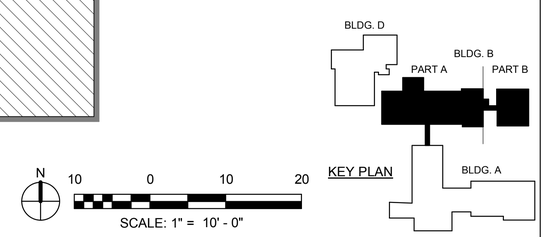

KEY PLAN

N

10 0 10 20

SCALE: 1" = 10' - 0"

HORRY GEORGETOWN TECHNICAL COLLEGE

MARK	DESCRIPTION	DATE

DESIGNED BY: ADS & HMO
DRAWN BY: HMO
CHECKED BY: ADS
SUBMITTED BY: ADS
SIZE: ANSI D
FILE NAME:
ISSUE DATE: 08/09/2018
SOLICITATION NO.:
CONTRACT NO.:
FILE NUMBER:

HORRY GEORGETOWN TECHNICAL COLLEGE
2050 HIGHWAY 501 EAST, CONWAY, SC 29526

POND
3500 Parkway Lane, Suite 800
Norcross, GA 30092
Phone: (770) 449-7067
Fax: (770) 330-7744
POND No. 170962

HGTC GRAND STRAND B200
RENOVATION
743 HEMLOCK AVENUE, MYRTLE BEACH, SC

BUILDING B - FURNITURE PLAN
SC STATE PROJECT # H59-D715-CA IDC GC Services/H59-N655-CA

SHEET ID
IF-102

SHEET OF

BID DOCUMENTS

8/9/2018 2:52:45 PM C:\Revit Local\R2017\HGTC Conway Renovation_CENTRAL_R17_owemhS54X2.rvt

Copyright © 2016 by Pond & Company. All rights reserved. No copying or duplication of these documents is allowed without the express written agreement of Pond & Company.

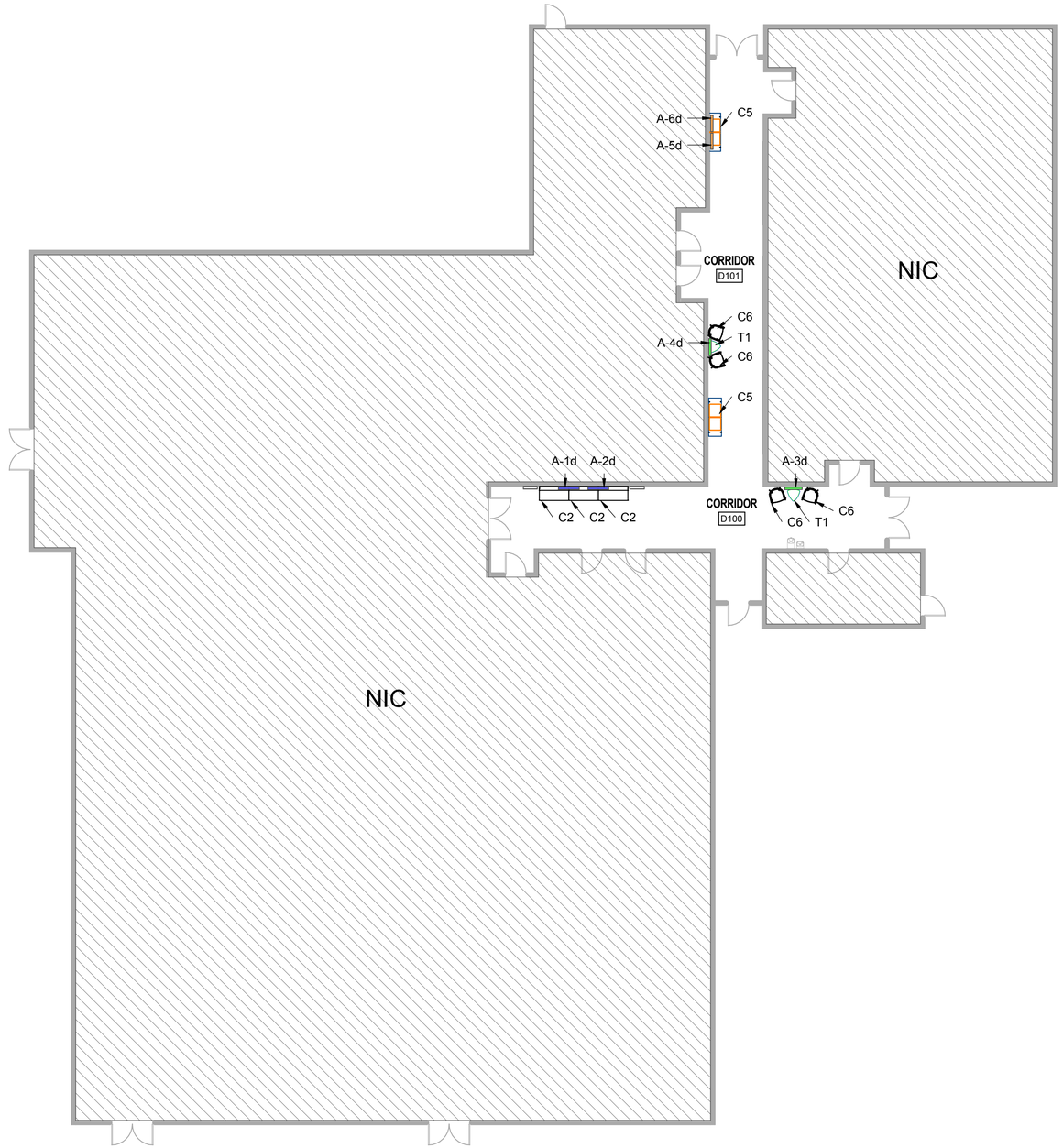

1 BUILDING D FURNITURE PLAN - FF&E BY OWNER

SCALE: 1" = 10'-0"

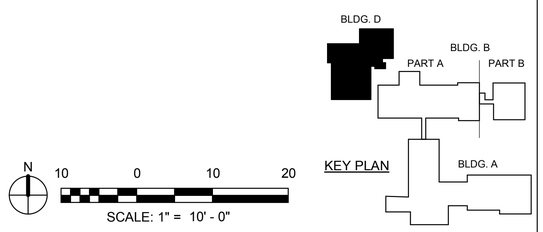

KEY PLAN

N 10 0 10 20

SCALE: 1" = 10' - 0"

HORRY GEORGETOWN TECHNICAL COLLEGE

MARK	DESCRIPTION	DATE

DESIGNED BY: ADS & HMO
DRAWN BY: HMO
CHECKED BY: ADS
SUBMITTED BY:
SIZE: ANSI D
FILE NAME:
ISSUE DATE: 08/09/2018
SOLICITATION NO.:
CONTRACT NO.:
FILE NUMBER:

HORRY GEORGETOWN TECHNICAL COLLEGE
2050 HIGHWAY 501 EAST, CONWAY, SC 29526

POND
3500 Parkway Lane, Suite 800
Norcross, GA 30092
Phone: (678) 336-7150
Fax: (678) 336-7744
POND.COM

HGTC GRAND STRAND B200
RENOVATION
743 HEMLOCK AVENUE, MYRTLE BEACH, SC

BUILDING D - FURNITURE PLAN
SC STATE PROJECT # H59-D715-CA IDC GC Services/H59-N655-CA

SHEET ID
IF-103

8/9/2018 2:52:45 PM C:\Revit Local\R2017\HGTC Conway Renovation_CENTRAL_R17_owenhS54X2.rvt

Copyright © 2016 by Pond & Company. All rights reserved. No copying or duplication of these documents is allowed without the express written agreement of Pond & Company.

SHEET OF

BID DOCUMENTS