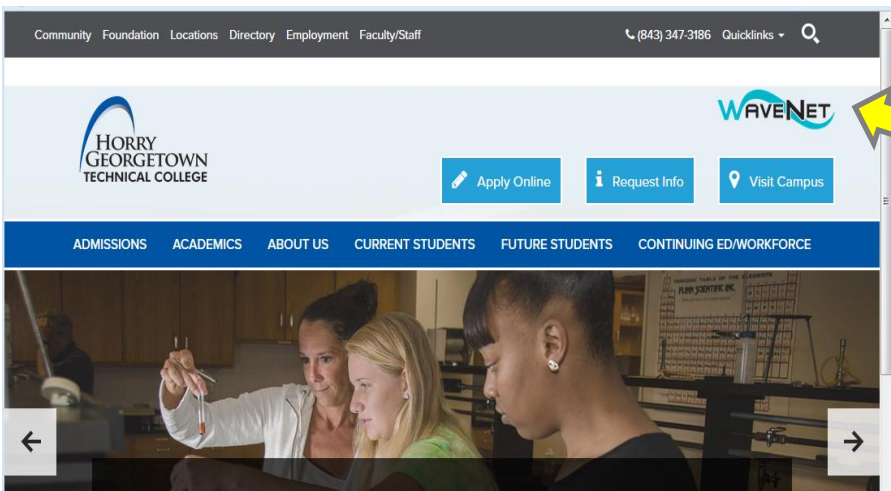


WaveNet Login Instructions

How do I log in to WaveNet?

1. Go to www.hgtc.edu.
2. Click on the WaveNet icon at the top of the page.
3. Log into WaveNet with the username and password provided to you in your acceptance letter.



Click on the  icon on the HGTC homepage (www.hgtc.edu).

Log into WaveNet

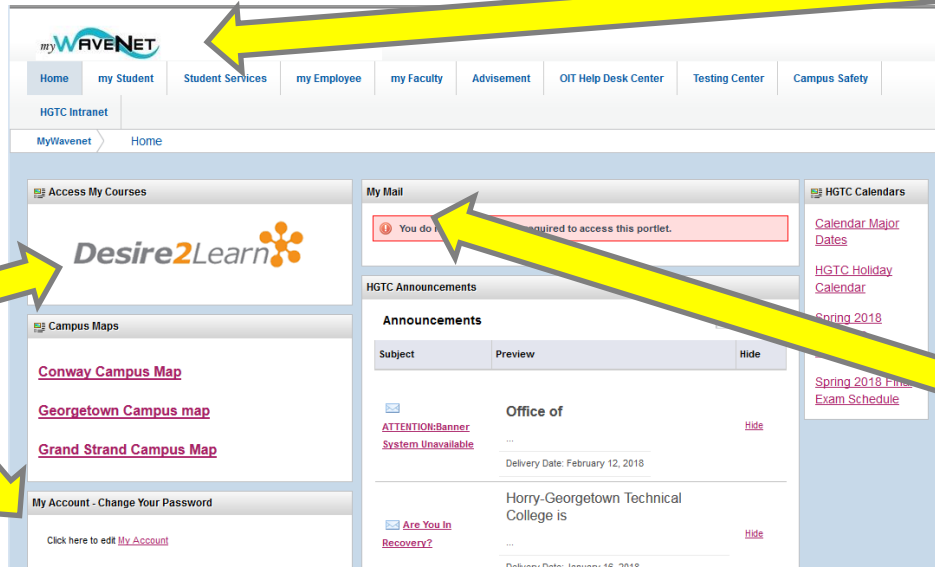
- Your Username and Password were given in your acceptance letter.
- First-time users will be asked to change their password and create security questions.
- Contact the Help Desk at 843-349-5340 or 843-477-2138 for assistance.



What if I lose or forget my username or password?

If you know your username, but forgot your password, you can still go to WaveNet to access your password. Go to WaveNet, then click on the link that says "Forgot password". Then, enter your username on the next screen. Once you do that, you will be asked to answer your security questions you created when you first logged in to WaveNet.

WaveNet Home Tab



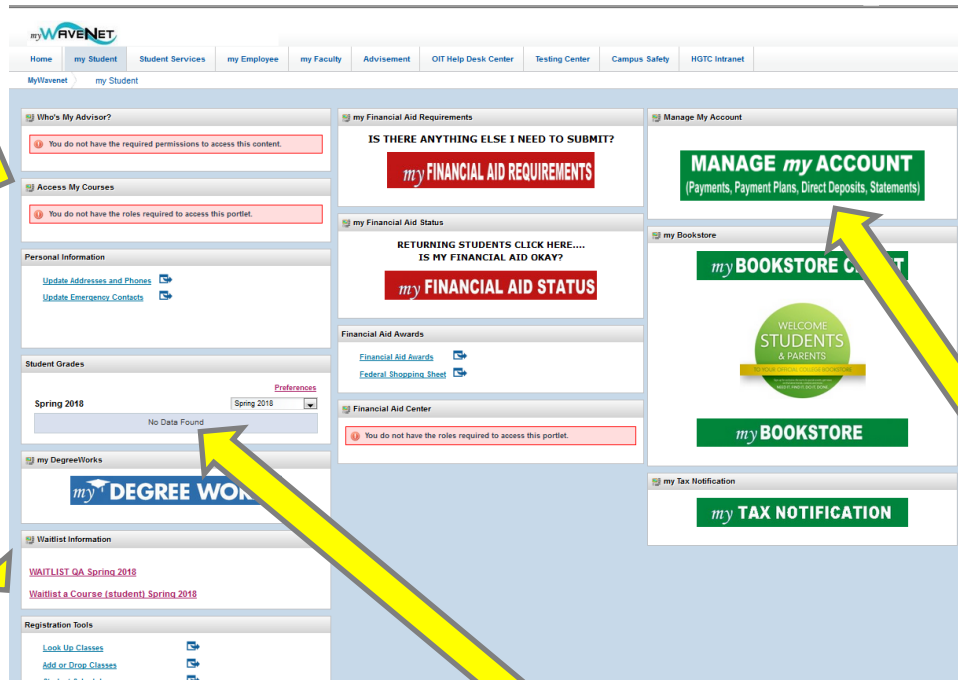
Access **D2L: Desire 2 Learn** – to view classgrades, attendance, assignments etc.

Change your **Password**.

Click on the **“my Student”** tab to view your schedule.

View your email. Call the Help Desk (349-5340) if you need any assistance

WaveNet my Student Tab



Access **D2L** to view assignments, grades, and attendance through the **Access My Courses** portal.

Student Schedule: View and print your student schedule from the list in the “My Registration Tools” box.

View your **Final Grades**.

Go to **Manage my Account** to submit on-line tuition payments.